



Hoshizaki America, Inc.

EFFECTIVE: January 1, 2012

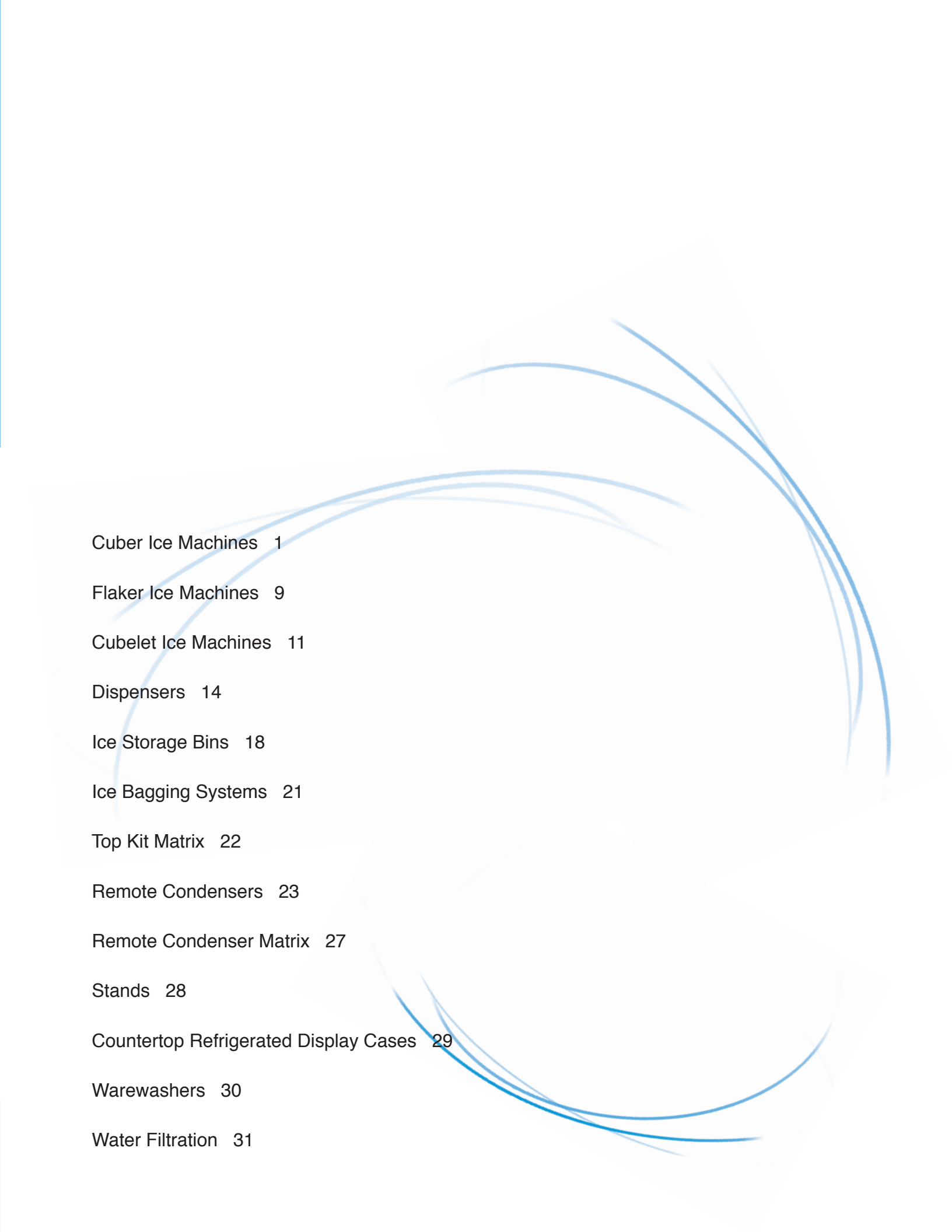
2012 EQUIPMENT

Price List



“A Superior Degree of Reliability”

www.hoshizakiamerica.com



Cuber Ice Machines	1
Flaker Ice Machines	9
Cubelet Ice Machines	11
Dispensers	14
Ice Storage Bins	18
Ice Bagging Systems	21
Top Kit Matrix	22
Remote Condensers	23
Remote Condenser Matrix	27
Stands	28
Countertop Refrigerated Display Cases	29
Warewashers	30
Water Filtration	31

EFFECTIVE: January 1, 2012

Supercedes all previous price lists

TERMS and CONDITIONS

Prices are F.O.B. Factory. All prices and specifications are subject to change without notice. Hoshizaki reserves the right to determine point of shipment.

TERMS:

Terms are such as the Company may extend to the purchaser.

LOST OR DAMAGED SHIPMENTS:

Whenever seller shall deliver or cause to be delivered to a common carrier any goods ordered by consignee, whether the particular common carrier shall have been designated in the shipping instructions of the consignee or not, seller shall not be responsible for any delays or damage in shipment and the common carrier to which seller shall deliver goods shipped to the consignee is hereby declared to the agent of the consignee. Therefore it is the responsibility of the consignee to file claim with the carrier for lost or damaged shipments.

WARRANTY

All units to be free from manufacturing defects, covered by:

KM Series Cubers / DKM Ice Machine & Dispenser and DB Hotel / Motel Dispensers

- 3-Year** - Parts & Labor on entire machine.
- 5-Year** - Parts & Labor on Evaporator.
- 5-Year** - Parts on Compressor, Air-Cooled Condenser Coil.

AM-50 Series Cubers & C-100 Flakers

- 2-Year** - Parts & Labor on entire machine.

Flakers and Cubelet Ice Machines, DCM Ice & Water Dispensers

- 3-Year** - Parts & Labor on entire machine. (Serial numbers VxxxxxJ and after)
- 5-Year** - Parts on Compressor, Air-Cooled Condenser Coil.

Bins

- 2-Year** - Parts & Labor. (Slope Front Bins & DM Dispenser)
- 5-Year** - Parts & Labor. (Large Upright Bin Models)

Countertop Refrigerated Display Cases

- 1-Year** - Parts & Labor on entire machine.
- 2-Year** - Parts & Labor on Compressor, Evaporator, Air-Cooled Condenser.
- 5-Year** - Parts on Compressor, Air-Cooled Condenser.

Warewashers

- 1-Year** - Parts & Labor.

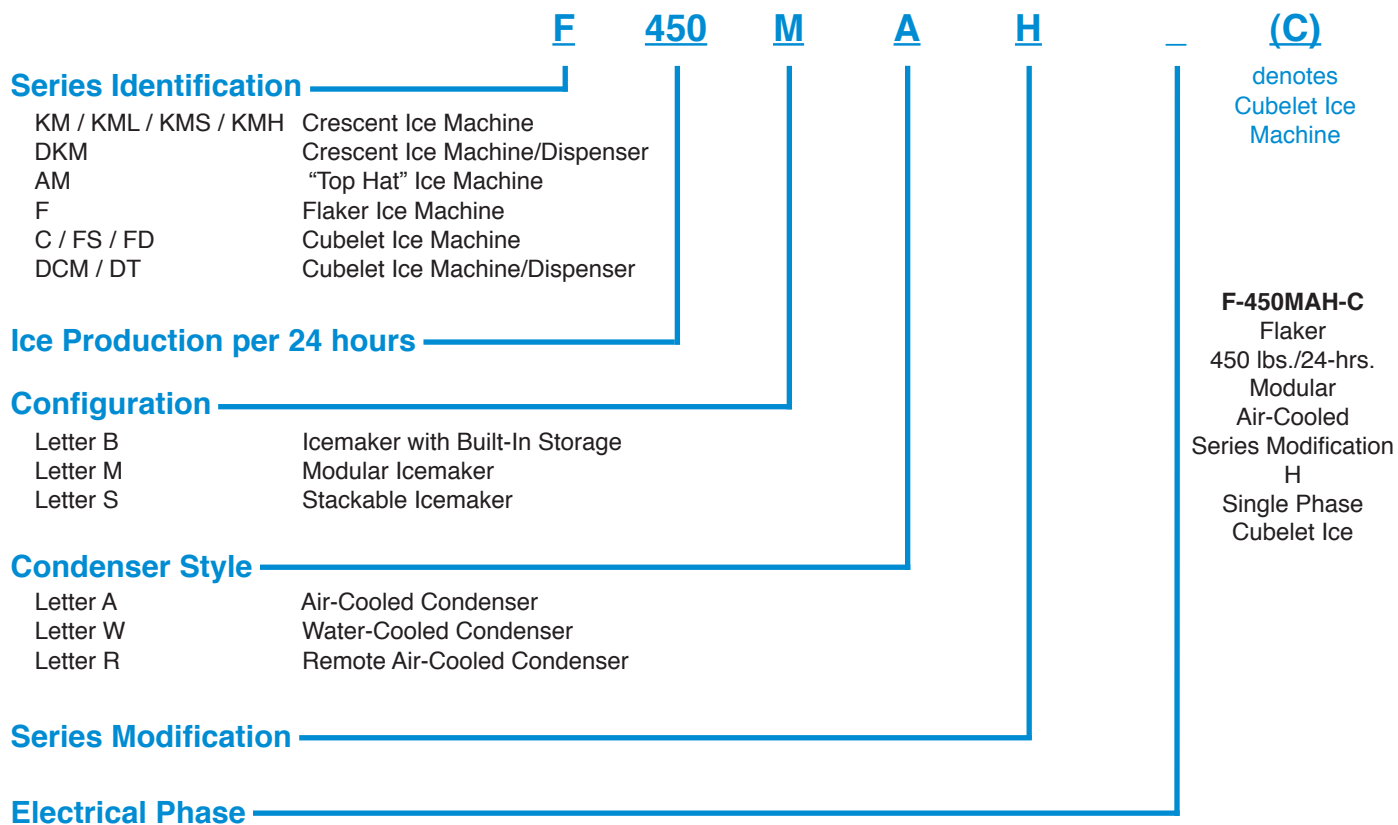
Accessories

- 90 Day** - Parts only.
- 1-Year** - HS-0248 Drain Pump Assembly - Parts & Labor.

Warranty

Warranty valid in United States, Canada, Puerto Rico, & U.S. Territories only. Contact Factory for Warranty in other Countries. Refer to manufacturer's full warranty for complete details. Suggested List Prices are intended only as a guide. This does not restrict the price seller may establish due to market conditions.

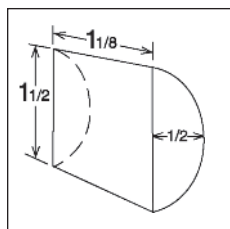
ICE MACHINE MODEL NUMBER IDENTIFICATION CODE



ICE TYPES

Crescent Cube

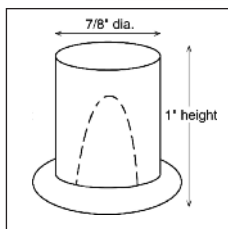
KM
KMD
KML
KMS
DKM



*Ice Dimensions are in Inches

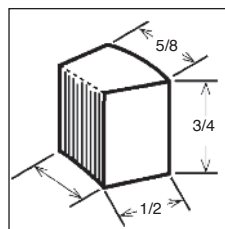
"Top Hat" Cube

AM



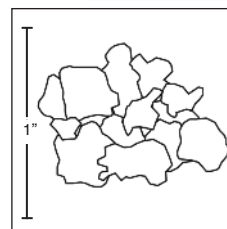
Cubelet**

C
F-C
FD-C
FS-C
DCM



Flaked

F

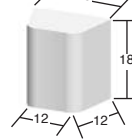
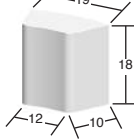
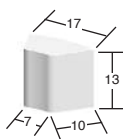


45 Diameter

70 Diameter

95 Diameter

**Types of Cubelet Ice
(Measurement displayed in mm)




AGENCY LISTINGS and MARKS





SELF-CONTAINED CUBERS with Built-In Bins

147/8 x 225/8 x 331/2"
W x D x H



147/8 x 225/8 x 311/2"
W x D x H

-ADA Compliant
Dimensions

22 Lbs. Storage

	Condenser	Electrical	Ice Production Lbs. per 24 Hrs. (AHRI)		Shipping Weight	List F.O.B. PTC
			90° A / 70° W	70° A / 50° W		
AM-50BAE	Air-Cooled	115/60/1	N/A	55 Lbs.	115 Lbs.	\$3,040
AM-50BAE-DS*	Air-Cooled	115/60/1	N/A	55 Lbs.	115 Lbs.	\$3,240
AM-50BAE-AD	Air-Cooled	115/60/1	N/A	55 Lbs.	115 Lbs.	\$3,240
AM-50BAE-ADDS*	Air-Cooled	115/60/1	N/A	55 Lbs.	115 Lbs.	\$3,345

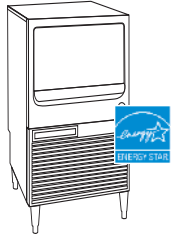
*-DS Models - Wood Door System (Designed to accommodate custom cabinetry)
 -DS Door Reversal Part - **HS-0229** - Available
 Drain Pump Assembly - **HS-0248** - 1 Year Warranty - Parts & labor
 Side Trim Kit - **HS-0182**
 Recommended Water Filtration - **H9320-51** Single Configuration

\$690
\$180
\$280



SELF-CONTAINED CUBERS with Built-in Bins

173/4 x 24 x *39"
W x D x H



*Height includes 6" legs

38 Lbs. Storage


	Condenser	Electrical	Ice Production Lbs. per 24 Hrs. (AHRI)		Shipping Weight	List F.O.B. PTC
			90° A / 70° W	70° A / 50° W		
KM-61BAH*	Air-Cooled	115/60/1	50 Lbs.	71 Lbs.	117 Lbs.	\$3,200

Qualified unit(s):
*KM-61BAH

Drain Pump Assembly - **HS-0248** - 1 Year Warranty - Parts & labor
 Recommended Water Filtration - **H9320-51** Single Configuration

\$690
\$280

233/4 x 24 x *39"
W x D x H



*Height includes 6" legs

53 Lbs. Storage

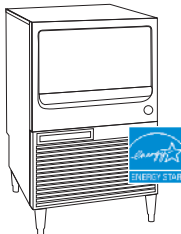
	Condenser	Electrical	Ice Production Lbs. per 24 Hrs. (AHRI)		Shipping Weight	List F.O.B. PTC
			90° A / 70° W	70° A / 50° W		
KM-101BAH*	Air-Cooled	115/60/1	88 Lbs.	115 Lbs.	136 Lbs.	\$3,600

Qualified unit(s):
*KM-101BAH

Drain Pump Assembly - **HS-0248** - 1 Year Warranty - Parts & labor
 Recommended Water Filtration - **H9320-51** Single Configuration

\$690
\$280

233/4 x 28 x *39"
W x D x H



*Height includes 6" legs

78 Lbs. Storage

	Condenser	Electrical	Ice Production Lbs. per 24 Hrs. (AHRI)		Shipping Weight	List F.O.B. PTC
			90° A / 70° W	70° A / 50° W		
KM-151BAH*	Air-Cooled	115/60/1	121 Lbs.	146 Lbs.	150 Lbs.	\$3,850
KM-151BWH	Water-Cooled	115/60/1	130 Lbs.	146 Lbs.	154 Lbs.	\$3,850

Qualified unit(s):
*KM-151BAH

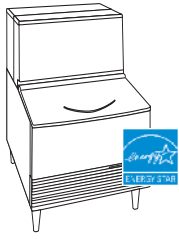
Recommended Water Filtration - **H9320-51** Single Configuration

\$280



SELF-CONTAINED CUBERS with Built-In Bins

24 x 28 x *39"
W x D x H



*Height includes 6" legs

80 Lbs. Storage

	Condenser	Electrical	Ice Production Lbs. per 24 Hrs. (AHRI)		Shipping Weight	List F.O.B. PTC
			90° A / 70° W	70° A / 50° W		
KM-201BAH*	Air-Cooled	115/60/1	165 Lbs.	201 Lbs.	165 Lbs.	\$4,300
KM-201BWH	Water-Cooled	115/60/1	181 Lbs.	215 Lbs.	165 Lbs.	\$4,300

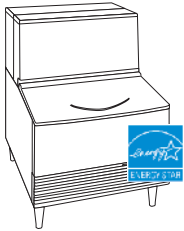
Recommended Water Filtration - **H9320-51** Single Configuration

\$280

Qualified unit(s):

*KM-201BAH

30 x 28 x *39"
W x D x H



*Height includes 6" legs

100 Lbs. Storage

	Condenser	Electrical	Ice Production Lbs. per 24 Hrs. (AHRI)		Shipping Weight	List F.O.B. PTC
			90° A / 70° W	70° A / 50° W		
KM-260BAH*	Air-Cooled	115/60/1	200 Lbs.	263 Lbs.	215 Lbs.	\$5,000
KM-260BWH	Water-Cooled	115/60/1	237 Lbs.	268 Lbs.	215 Lbs.	\$5,000

Recommended Water Filtration - **H9320-51** Single Configuration

\$280

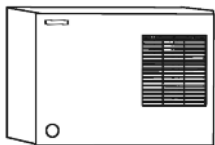
Qualified unit(s):

*KM-260BAH

KM CRESCENT CUBERS



30 x 27³/₈ x 22"
W x D x H



Low Profile

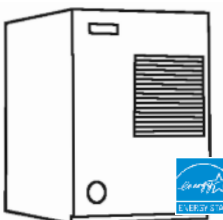
	Condenser	Electrical	Ice Production Lbs. per 24 Hrs. (AHRI)		Shipping Weight	List F.O.B. PTC
			90° A / 70° W	70° A / 50° W		
KML-250MAH	Air-Cooled	115/60/1	238 Lbs.	307 Lbs.	185 Lbs.	\$4,200
KML-250MWH	Water-Cooled	115/60/1	284 Lbs.	314 Lbs.	185 Lbs.	\$4,200

See page 22 for bin and top kit selection

Recommended Water Filtration - **H9320-51** Single Configuration

\$280

22 x 27³/₈ x 30⁵/₁₆"
W x D x H



	Condenser	Electrical	Ice Production Lbs. per 24 Hrs. (AHRI)		Shipping Weight	List F.O.B. PTC
			90° A / 70° W	70° A / 50° W		
KM-320MAH*	Air-Cooled	115/60/1	273 Lbs.	325 Lbs.	185 Lbs.	\$4,350
KM-320MWH	Water-Cooled	115/60/1	337 Lbs.	352 Lbs.	185 Lbs.	\$4,350
KM-320MAH-E*	Air-Cooled	220-240/50/1	105 Kg	133 Kg	79 Kg	\$4,510

* "E" suffix designates 50 hertz models

See page 22 for bin and top kit selection

Recommended Water Filtration - **H9320-51** Single Configuration

\$280

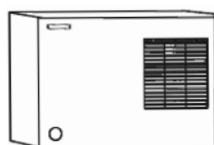
Qualified unit(s):

*KM-320MAH



KM CRESCENT CUBERS

30 x 27³/₈ x 22"
W x D x H



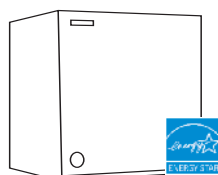
Low Profile

	Condenser	Electrical	Ice Production Lbs. per 24 Hrs. (AHRI)		Shipping Weight	List F.O.B. PTC
			90° A / 70° W	70° A / 50° W		
KML-351MAH	Air-Cooled	115/60/1	282 Lbs.	333 Lbs.	185 Lbs.	\$4,600
KML-351MWH	Water-Cooled	115/60/1	327 Lbs.	345 Lbs.	185 Lbs.	\$4,600

See page 22 for bin and top kit selection
Recommended Water Filtration - **H9320-51** Single Configuration

\$280

22 x 24 x 24"
W x D x H



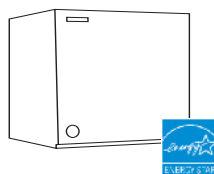
	Condenser	Electrical	Ice Production Lbs. per 24 Hrs. (AHRI)		Shipping Weight	List F.O.B. PTC
			90° A / 70° W	70° A / 50° W		
KMD-410MAH*	Air-Cooled	115-120/60/1	324 Lbs.	415 Lbs.	161 Lbs.	\$4,550
KMD-410MWH	Water-Cooled	115-120/60/1	382 Lbs.	440 Lbs.	163 Lbs.	\$4,550

Qualified unit(s):
*KMD-410MAH

See page 22 for bin and top kit selection
• Check bin guide for appropriate Top Kit
Recommended Water Filtration - **H9320-51** Single Configuration

\$280

30 x 24¹/₄ x 22¹/₈"
W x D x H



	Condenser	Electrical	Ice Production Lbs. per 24 Hrs. (AHRI)		Shipping Weight	List F.O.B. PTC
			90° A / 70° W	70° A / 50° W		
KMD-450MAH*	Air-Cooled	115-120/60/1	387 Lbs.	457 Lbs.	170 Lbs.	\$4,770
KMD-450MWH	Water-Cooled	115-120/60/1	415 Lbs.	460 Lbs.	170 Lbs.	\$4,770


Qualified unit(s):
*KMD-450MAH

See page 22 for bin and top kit selection
• Check bin guide for appropriate Top Kit
Recommended Water Filtration - **H9320-51** Single Configuration

Top Kit available B-500 bin

\$280

30 x 27³/₈ x 22"
W x D x H



	Condenser	Electrical	Ice Production Lbs. per 24 Hrs. (AHRI)		Shipping Weight	List F.O.B. PTC
			90° A / 70° W	70° A / 50° W		
KML-451MAH*	Air-Cooled	115/60/1	349 Lbs.	401 Lbs.	185 Lbs.	\$4,750
KML-451MWH	Water-Cooled	115/60/1	417 Lbs.	429 Lbs.	185 Lbs.	\$4,750

Qualified unit(s):
*KML-451MAH

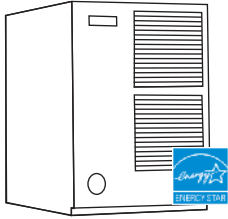
See page 22 for bin and top kit selection
Recommended Water Filtration - **H9320-51** Single Configuration

\$280

KM CRESCENT CUBERS



22 x 27³/₈ x 30⁵/₁₆"
W x D x H



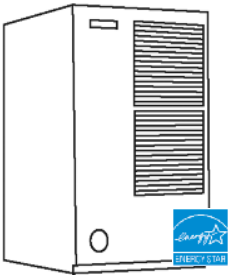
	Condenser	Electrical	Ice Production Lbs. per 24 Hrs. (AHRI)		Shipping Weight	List F.O.B. PTC
			90° A / 70° W	70° A / 50° W		
KM-515MAH	Air-Cooled	115/60/1	435 Lbs.	501 Lbs.	175 Lbs.	\$4,750
KM-515MWH	Water-Cooled	115/60/1	475 Lbs.	500 Lbs.	175 Lbs.	\$4,750
KM-515MRH*	Remote A-C	115/60/1	452 Lbs.	491 Lbs.	175 Lbs.	\$4,650
KM-515MAH-E*	Air-Cooled	220-240/50/1	185 Kg	233 Kg	79 Kg	\$5,020

Qualified unit(s):
*KM-515MRH

* "E" suffix designates 50 hertz models - production rates calculated at 70° Air/ 50° Water
See page 22 for bin and top kit selection
Use URC-5F Condenser for Remote Air-Cooled Unit
Recommended Water Filtration - **H9320-51** Single Configuration

\$280

22 x 27³/₈ x 37⁷/₁₆"
W x D x H



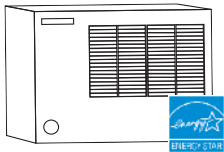
	Condenser	Electrical	Ice Production Lbs. per 24 Hrs. (AHRI)		Shipping Weight	List F.O.B. PTC
			90° A / 70° W	70° A / 50° W		
KM-600MAH*	Air-Cooled	115-120/60/1	503 Lbs.	592 Lbs.	200 Lbs.	\$5,500

Qualified unit(s):
*KM-600MAH

See page 22 for bin and top kit selection
115 - 120V Supply Voltage
Recommended Water Filtration - **H9320-52** Twin Configuration

\$480

30 x 27³/₈ x 26"
W x D x H



Low Profile

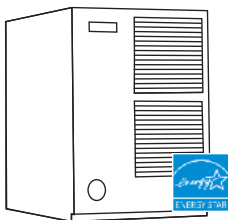
	Condenser	Electrical	Ice Production Lbs. per 24 Hrs. (AHRI)		Shipping Weight	List F.O.B. PTC
			90° A / 70° W	70° A / 50° W		
KML-631MAH	Air-Cooled	208-230/60/1**	501 Lbs.	575 Lbs.	220 Lbs.	\$5,700
KML-631MWH	Water-Cooled	208-230/60/1**	630 Lbs.	632 Lbs.	220 Lbs.	\$5,700
KML-631MRH*	Remote A-C	208-230/60/1**	589 Lbs.	636 Lbs.	220 Lbs.	\$5,600

Qualified unit(s):
*KML-631MRH

**3 wire with neutral for 115V
See page 22 for bin and top kit selection
Use URC-9F Condenser for Remote Air-Cooled Unit
Recommended Water Filtration - **H9320-51** Single Configuration

\$280

22 x 27³/₈ x 37⁷/₁₆"
W x D x H



	Condenser	Electrical	Ice Production Lbs. per 24 Hrs. (AHRI)		Shipping Weight	List F.O.B. PTC
			90° A / 70° W	70° A / 50° W		
KM-650MAH	Air-Cooled	208-230/60/1**	562 Lbs.	661 Lbs.	200 Lbs.	\$5,500
KM-650MWH	Water-Cooled	208-230/60/1**	620 Lbs.	661 Lbs.	200 Lbs.	\$5,500
KM-650MRH*	Remote A-C	208-230/60/1**	564 Lbs.	632 Lbs.	200 Lbs.	\$5,400
KM-650MAH-E*	Air-Cooled	220-240/50/1**	230 Kg	296 Kg	91 Kg	\$5,740

Qualified unit(s):
*KM-650MRH

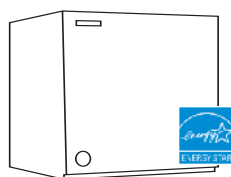
* "E" suffix designates 50 hertz models
** 3 wire with neutral for 115V
See page 22 for bin and top kit selection
Use URC-5F Condenser for Remote Air-Cooled Unit
Recommended Water Filtration - **H9320-52** Twin Configuration

\$480



KM CRESCENT CUBERS


30 x 24⁵/₈ x 28"
W x D x H



		Ice Production Lbs. per 24 Hrs. (AHRI)			Shipping Weight	List F.O.B. PTC
Condenser	Electrical	90° A / 70° W	70° A / 50° W			
KMD-850MAH	Air-Cooled	208-230/60/1**	639 Lbs.	786 Lbs.	220 Lbs.	\$6,800
KMD-850MWH	Water-Cooled	208-230/60/1**	815 Lbs.	836 Lbs.	220 Lbs.	\$6,800
KMD-850MRH*	Remote A-C	208-230/60/1**	698 Lbs.	833 Lbs.	220 Lbs.	\$6,700

Qualified unit(s):
 *KMD-850MRH
 **3 wire with neutral for 115V
 Use URC-9F Condenser for Remote Air-Cooled Unit
 • Check bin guide for appropriate Top Kit
 Recommended Water Filtration - **H9320-52** Twin Configuration \$480

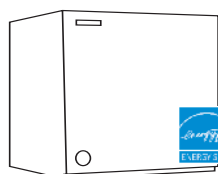
30 x 27³/₈ x 37⁷/₁₆"
W x D x H



		Ice Production Lbs. per 24 Hrs. (AHRI)			Shipping Weight	List F.O.B. PTC
Condenser	Electrical	90° A / 70° W	70° A / 50° W			
KM-901MAH	Air-Cooled	208-230/60/1**	732 Lbs.	874 Lbs.	256 Lbs.	\$7,350
KM-901MWH	Water-Cooled	208-230/60/1**	835 Lbs.	912 Lbs.	249 Lbs.	\$7,350
KM-901MRH	Remote A-C	208-230/60/1**	785 Lbs.	889 Lbs.	249 Lbs.	\$7,240
KM-901MRH3	Remote A-C	208-230/60/3	815 Lbs.	899 Lbs.	258 Lbs.	\$7,340
KM-901MAH50	Air-Cooled	220-240/50/1	320 Kg	398 Kg	116 Kg	\$8,040
KM-901MRH50	Remote A-C	220-240/50/1	345 Kg	402 Kg	116 Kg	\$7,940

Qualified unit(s):
 *KMD-901MRH
 ** 3 wire with neutral for 115V
 See page 22 for bin and top kit selection
 Use URC-9F Condenser for Remote Air-Cooled Unit
 Recommended Water Filtration - **H9320-51** Single Configuration \$280

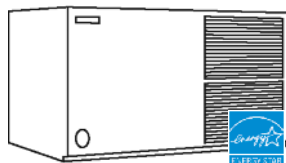
30 x 24⁵/₈ x 28"
W x D x H



		Ice Production Lbs. per 24 Hrs. (AHRI)			Shipping Weight	List F.O.B. PTC
Condenser	Electrical	90° A / 70° W	70° A / 50° W			
KMD-901MWH	Water-Cooled	208-230/60/1**	870 Lbs.	876 Lbs.	251 Lbs.	\$8,350
KMD-901MRH*	Remote A-C	208-230/60/1**	775 Lbs.	848 Lbs.	258 Lbs.	\$7,800

Qualified unit(s):
 *KMD-901MRH
 **3 wire with neutral for 115V
 Use URC-9F Condenser for Remote Air-Cooled Unit
 • Check bin guide for appropriate Top Kit
 Recommended Water Filtration - **H9320-52** Twin Configuration \$480

48 x 27³/₈ x 27³/₈"
W x D x H



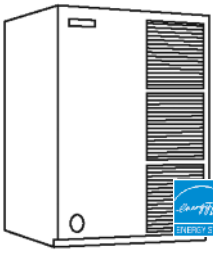
		Ice Production Lbs. per 24 Hrs. (AHRI)			Shipping Weight	List F.O.B. PTC
Condenser	Electrical	90° A / 70° W	70° A / 50° W			
KM-1301SAH*	Air-Cooled	208-230/60/1**	1164 Lbs.	1329 Lbs.	315 Lbs.	\$9,200
KM-1301SAH3*	Air-Cooled	208-230/60/3	1159 Lbs.	1298 Lbs.	315 Lbs.	\$9,350
KM-1301SWH	Water-Cooled	208-230/60/1**	1323 Lbs.	1318 Lbs.	315 Lbs.	\$9,200
KM-1301SWH3	Water-Cooled	208-230/60/3	1300 Lbs.	1333 Lbs.	315 Lbs.	\$9,350
KM-1301SRH*	Remote A-C	208-230/60/1**	1222 Lbs.	1353 Lbs.	315 Lbs.	\$9,100
KM-1301SRH3*	Remote A-C	208-230/60/3	1197 Lbs.	1339 Lbs.	315 Lbs.	\$9,250
KM-1301SAH-E*	Air-Cooled	220-240/50/1	455 Kg	505 Kg	143 Kg	\$10,160

Qualified unit(s):
 *KM-1301SAH
 *KM-1301SAH3
 *KM-1301SRH
 *KM-1301SRH3
 ** 3 wire with neutral for 115V
 See page 22 for bin and top kit selection
 Use URC-14F Condenser for Remote Air-Cooled Unit
 Recommended Water Filtration - **H9320-53** Triple Configuration \$680



KM CRESCENT CUBERS

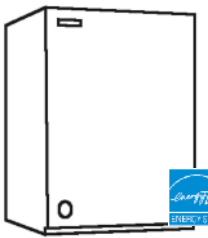
30 x 27³/₈ x 41¹/₂"
W x D x H



	Condenser	Electrical	Ice Production Lbs. per 24 Hrs. (AHRI)		Shipping Weight	List F.O.B. PTC
			90° A / 70° W	70° A / 50° W		
KM-1340MAH*	Air-Cooled	208-230/60/1**	1167 Lbs.	1325 Lbs.	315 Lbs.	\$9,400
KM-1340MWH	Water-Cooled	208-230/60/1**	1327 Lbs.	1382 Lbs.	293 Lbs.	\$9,400
KM-1340MRH*	Remote A-C	208-230/60/1**	1251 Lbs.	1401 Lbs.	289 Lbs.	\$9,300

Qualified unit(s):
 *KM-1340MAH
 *KM-1340MRH
 **3 wire with neutral for 115V
 See page 22 for bin and top kit selection
 Use URC-14F Condenser for Remote Air-Cooled Unit
 Recommended Water Filtration - **H9320-52** Twin Configuration
 \$480

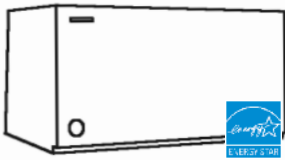
30 x 27³/₈ x 41¹/₁₆"
W x D x H



	Condenser	Electrical	Ice Production Lbs. per 24 Hrs. (AHRI)		Shipping Weight	List F.O.B. PTC
			90° A / 70° W	70° A / 50° W		
KM-1601MRH*	Remote A-C	208-230/60/1**	1417 Lbs.	1493 Lbs.	316 Lbs.	\$11,400
KM-1601MRH3*	Remote A-C	208-230/60/3	1391 Lbs.	1486 Lbs.	316 Lbs.	\$11,500

Qualified unit(s):
 *KM-1601MRH
 *KM-1601MRH3
 **3 wire with neutral for 115V
 See page 22 for bin and top kit selection
 Use URC-22F Condenser for Remote Air-Cooled Unit
 Recommended Water Filtration - **H9320-52** Twin Configuration
 \$480

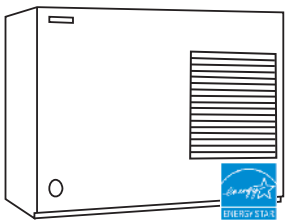
48 x 27³/₈ x 27³/₈"
W x D x H



	Condenser	Electrical	Ice Production Lbs. per 24 Hrs. (AHRI)		Shipping Weight	List F.O.B. PTC
			90° A / 70° W	70° A / 50° W		
KM-1601SAH*	Air-Cooled	208-230/60/1**	1343 Lbs.	1462 Lbs.	315 Lbs.	\$11,350
KM-1601SAH3*	Air-Cooled	208-230/60/3	1345 Lbs.	1456 Lbs.	315 Lbs.	\$11,550
KM-1601SWH	Water-Cooled	208-230/60/1**	1523 Lbs.	1492 Lbs.	360 Lbs.	\$11,350
KM-1601SWH3	Water-Cooled	208-230/60/3	1565 Lbs.	1555 Lbs.	360 Lbs.	\$11,550
KM-1601SRH*	Remote A-C	208-230/60/1**	1490 Lbs.	1531 Lbs.	350 Lbs.	\$11,250
KM-1601SRH3*	Remote A-C	208-230/60/3	1498 Lbs.	1530 Lbs.	350 Lbs.	\$11,450

Qualified unit(s):
 *KM-1601SAH
 *KM-1601SAH3
 *KM-1601SRH
 *KM-1601SRH3
 ** 3 wire with neutral for 115V
 See page 22 for bin and top kit selection
 Use URC-22F Condenser for Remote Air-Cooled Unit
 Recommended Water Filtration - **H9320-52** Twin Configuration
 \$480

48 x 27³/₈ x 36⁷/₁₆"
W x D x H



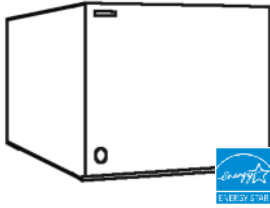
	Condenser	Electrical	Ice Production Lbs. per 24 Hrs. (AHRI)		Shipping Weight	List F.O.B. PTC
			90° A / 70° W	70° A / 50° W		
KM-1900SAH*	Air-Cooled	208-230/60/1**	1560 Lbs.	1867 Lbs.	415 Lbs.	\$12,300
KM-1900SAH3*	Air-Cooled	208-230/60/3	1530 Lbs.	1859 Lbs.	415 Lbs.	\$12,450
KM-1900SWH	Water-Cooled	208-230/60/1**	1850 Lbs.	1876 Lbs.	415 Lbs.	\$12,300
KM-1900SWH3	Water-Cooled	208-230/60/3	1814 Lbs.	1825 Lbs.	415 Lbs.	\$12,450
KM-1900SRH*	Remote A-C	208-230/60/1**	1640 Lbs.	1857 Lbs.	415 Lbs.	\$12,200
KM-1900SRH3*	Remote A-C	208-230/60/3	1650 Lbs.	1903 Lbs.	415 Lbs.	\$12,350

Qualified unit(s):
 *KM-1900SAH
 *KM-1900SAH3
 *KM-1900SRH
 *KM-1900SRH3
 ** 3 wire with neutral for 115V
 See page 22 for bin and top kit selection
 Use URC-22F Condenser for Remote Air-Cooled Unit
 Recommended Water Filtration - **H9320-52** Twin Configuration
 \$480



KM CRESCENT CUBERS

36 x 40 x 36⁷/₁₆"
W x D x H




	Condenser	Electrical	Ice Production Lbs. per 24 Hrs. (AHRI)		Shipping Weight	List F.O.B. PTC
			90° A / 70° W	70° A / 50° W		
KMH-2000SWH	Water-Cooled	208-230/60/1**	1760 Lbs.	1821 Lbs.	415 Lbs.	\$14,300
KMH-2000SWH3	Water-Cooled	208-230/60/3	1729 Lbs.	1861 Lbs.	415 Lbs.	\$14,400
KMH-2000SRH*	Remote A-C	208-230/60/1**	1694 Lbs.	1944 Lbs.	415 Lbs.	\$14,200
KMH-2000SRH3*	Remote A-C	208-230/60/3	1675 Lbs.	1929 Lbs.	415 Lbs.	\$14,300

Qualified unit(s):
 *KMH-2000SRH
 *KMH-2000SRH3

**3 wire with neutral for 115V
 Use URC-22F Condenser for Remote Air-Cooled Unit
 Recommended Water Filtration - **H9320-52** Twin Configuration

\$480

48 x 27³/₈ x 36⁷/₁₆"
W x D x H



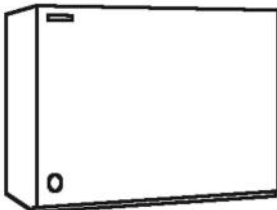
	Condenser	Electrical	Ice Production Lbs. per 24 Hrs. (AHRI)		Shipping Weight	List F.O.B. PTC
			90° A / 70° W	70° A / 50° W		
KM-2100SWH3	Water-Cooled	208-230/60/3	2050 Lbs.	2096 Lbs.	440 Lbs.	\$15,200
KM-2100SRH3*	Remote A-C	208-230/60/3	1810 Lbs.	2034 Lbs.	440 Lbs.	\$15,100

Qualified unit(s):
 *KM-2100SRH3

See page 22 for bin and top kit selection
 Use URC-22F Condenser for Remote Air-Cooled Unit
 Recommended Water Filtration - **H9320-52** Twin Configuration

\$480

48 x 27³/₈ x 36⁷/₁₆"
W x D x H



	Condenser	Electrical	Ice Production Lbs. per 24 Hrs. (AHRI)		Shipping Weight	List F.O.B. PTC
			90° A / 70° W	70° A / 50° W		
KM-2500SWH3	Water-Cooled	208-230/60/3	2365 Lbs.	2408 Lbs.	440 Lbs.	\$16,800
KM-2500SRH3	Remote A-C	208-230/60/3	2250 Lbs.	2424 Lbs.	440 Lbs.	\$16,100

Qualified unit(s):
 *KM-2500SRH3

See page 22 for bin and top kit selection
 Use URC-23F Condenser for Remote Air-Cooled Unit
 Recommended Water Filtration - **H9320-52** Twin Configuration

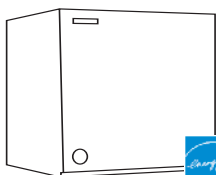
\$480

KM CRESCENT CUBERS

SERENITY SERIES



30 x 24 x 28"
W x D x H



	Condenser	Electrical	Ice Production Lbs. per 24 Hrs. (AHRI)		Shipping Weight	List F.O.B. PTC
			90° A / 70° W	70° A / 50° W		
KMS-750MLH*	Remote A-C	115/60/1	700 Lbs.	770 Lbs.	163 Lbs.	\$6,500

Qualified unit(s):
 *KMS-750MLH

Use SRK-7H Condenser for Remote Air-Cooled Unit
 Voltage supply for the KMS Ice maker is supplied from the remote condenser
 • Check bin guide for appropriate Top Kit & **HS-0224** (required)
 Recommended Water Filtration - **H9320-52** Twin Configuration

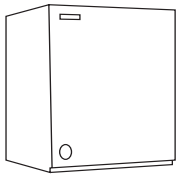
\$110
\$480

KM CRESCENT CUBERS

SERENITY SERIES



22 x 24^{5/8} x 28"
W x D x H

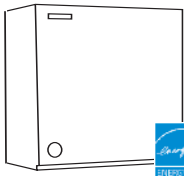


	Condenser	Electrical	Ice Production Lbs. per 24 Hrs. (AHRI)		Shipping Weight	List F.O.B. PTC
			90° A / 70° W	70° A / 50° W		
KMS-822MLH	Remote A-C	115/60/1	774 Lbs.	839 Lbs.	152 Lbs.	\$6,680

Use SRK-10H Condenser for Remote Air-Cooled Unit
Voltage supply for the KMS Ice maker is supplied from the remote condenser
• Check bin guide for appropriate Top Kit & **HS-0224** (required)
Recommended Water Filtration - **H9320-52** Twin Configuration

\$110
\$480

30 x 16^{1/2} x 29"
W x D x H



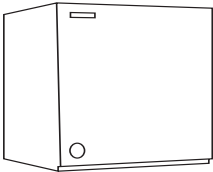
	Condenser	Electrical	Ice Production Lbs. per 24 Hrs. (AHRI)		Shipping Weight	List F.O.B. PTC
			90° A / 70° W	70° A / 50° W		
KMS-830MLH* w/SRK-8H	Remote A-C	115/60/1	700 Lbs.	820 Lbs.	137 Lbs.	\$7,300
KMS-830MLH* w/SRK-8H3	Remote A-C	115/60/1	690 Lbs.	791 Lbs.	137 Lbs.	\$7,300

Qualified unit(s):
*KMS-830MLH

Use SRK-8H or SRK-8H3 Condenser for Remote Air-Cooled Unit
Voltage supply for the KMS Ice maker is supplied from the remote condenser
• Check bin guide for appropriate Top Kit & **HS-0224** (required)
Recommended Water Filtration - **H9320-51** Single Configuration

\$110
\$280

30 x 24 x 28"
W x D x H

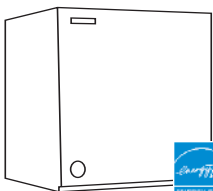


	Condenser	Electrical	Ice Production Lbs. per 24 Hrs. (AHRI)		Shipping Weight	List F.O.B. PTC
			90° A / 70° W	70° A / 50° W		
KMS-1401MLH w/SRK-14H	Remote A-C	115/60/1	1200 Lbs.	1311 Lbs.	177 Lbs.	\$7,870
KMS-1401MLH w/SRK-14H3	Remote A-C	115/60/1	1170 Lbs.	1305 Lbs.	177 Lbs.	\$7,870

Use SRK-14H or SRK-14H3 Condenser for Remote Air-Cooled Unit
Voltage supply for the KMS Ice maker is supplied from the remote condenser
• Check bin guide for appropriate Top Kit & **HS-0224** (required)
Recommended Water Filtration - **H9320-52** Twin Configuration

\$110
\$480

30 x 24 x 32^{7/8}"
W x D x H



	Condenser	Electrical	Ice Production Lbs. per 24 Hrs. (AHRI)		Shipping Weight	List F.O.B. PTC
			90° A / 70° W	70° A / 50° W		
KMS-2000MLH* w/SRK-20H	Remote A-C	115/60/1	1795 Lbs.	1861 Lbs.	206 Lbs.	\$9,850
KMS-2000MLH* w/SRK-20H3	Remote A-C	115/60/1	1706 Lbs.	1910 Lbs.	206 Lbs.	\$9,850

Qualified unit(s):
*KMS-2000MLH


Use SRK-20H or SRK-20H3 Condenser for Remote Air-Cooled Unit
Voltage supply for the KMS Ice maker is supplied from the remote condenser
• Check bin guide for appropriate Top Kit & **HS-0224** (required)
Recommended Water Filtration - **H9320-53** Triple Configuration

\$110
\$680



KM CRESCENT CUBERS

30 x 27³/₈ x 26"
W x D x H



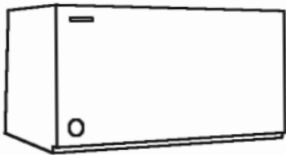
Marine Unit

	Condenser	Electrical	Ice Production Lbs. per 24 Hrs. (AHRI)		Shipping Weight	List F.O.B. PTC
			90° A / 70° W	70° A / 50° W		
KML-700MWH-M	Water-Cooled	208-230/60/1**	620 Lbs.	670 Lbs.	244 Lbs.	\$7,420

**2 wire
See page 22 for bin and top kit selection
Recommended Water Filtration - **H9320-51** Single Configuration

\$280

48 x 27³/₈ x 27³/₈"
W x D x H



Marine Unit

	Condenser	Electrical	Ice Production Lbs. per 24 Hrs. (AHRI)		Shipping Weight	List F.O.B. PTC
			90° A / 70° W	70° A / 50° W		
KM-1400SWH-M	Water-Cooled	208-230/60/1**	1293 Lbs.	1370 Lbs.	315 Lbs.	\$11,150
KM-1400SWH3M	Water-Cooled	208-230/60/3	1255 Lbs.	1343 Lbs.	315 Lbs.	\$11,350

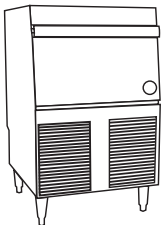
**2 wire
See page 22 for bin and top kit selection
Recommended Water Filtration - **H9320-53** Triple Configuration

\$680

SELF-CONTAINED FLAKERS with Built-in Bins



24 x 26 x *39"
W x D x H



*Height includes 6" legs

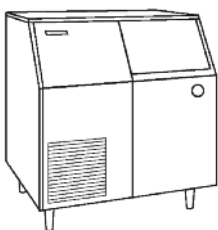
80 Lbs. Storage

	Condenser	Electrical	Ice Production Lbs. per 24 Hrs. (AHRI)		Shipping Weight	List F.O.B. PTC
			90° A / 70° W	70° A / 50° W		
F-330BAH	Air-Cooled	115/60/1	N/A	330 Lbs.	178 Lbs.	\$6,400

Leg Package (**LP-6P LEG**) included
OPTIONAL
• 6" Stainless Steel Leg Package (**LP-6 LEG**) available
Recommended Water Filtration - **H9320-51** Single Configuration

\$160
\$280

36 x 24 x *39"
W x D x H



*Height includes 6" legs

110 Lbs. Storage

	Condenser	Electrical	Ice Production Lbs. per 24 Hrs. (AHRI)		Shipping Weight	List F.O.B. PTC
			90° A / 70° W	70° A / 50° W		
F-300BAF	Air-Cooled	115/60/1	N/A	303 Lbs.	210 Lbs.	\$7,350


Leg Package (**LP-6P LEG**) included
OPTIONAL
• 6" Stainless Steel Leg Package (**LP-6 LEG**) available
Recommended Water Filtration - **H9320-51** Single Configuration

\$160
\$280

SELF-CONTAINED FLAKERS with Built-in Bins



38 x 29 x *42"
W x D x H



*Height includes 6" legs

250 Lbs. Storage


	Condenser	Electrical	Ice Production Lbs. per 24 Hrs. (AHRI)		Shipping Weight	List F.O.B. PTC
			90° A / 70° W	70° A / 50° W		
F-500BAF	Air-Cooled	115/60/1	N/A	501 Lbs.	270 Lbs.	\$8,250

Leg Package (**LP-6P LEG**) included
OPTIONAL

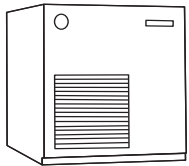
• 6" Stainless Steel Leg Package (**LP-6 LEG**) available
Recommended Water Filtration - **H9320-51** Single Configuration

\$160
\$280

FLAKERS



22 x 27³/₈ x 21⁷/₈"
W x D x H

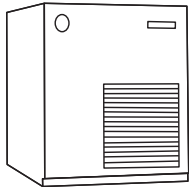


	Condenser	Electrical	Ice Production Lbs. per 24 Hrs. (AHRI)		Shipping Weight	List F.O.B. PTC
			90° A / 70° W	70° A / 50° W		
F-450MAH	Air-Cooled	115/60/1	N/A	493 Lbs.	175 Lbs.	\$6,030

See page 22 for bin and top kit selection
Recommended Water Filtration - **H9320-51** Single Configuration

\$280

22 x 27³/₈ x 25¹⁵/₁₆"
W x D x H




	Condenser	Electrical	Ice Production Lbs. per 24 Hrs. (AHRI)		Shipping Weight	List F.O.B. PTC
			90° A / 70° W	70° A / 50° W		
F-801MAH	Air-Cooled	115/60/1	N/A	795 Lbs.	205 Lbs.	\$7,600
F-801MWH	Water-Cooled	115/60/1	N/A	663 Lbs.	205 Lbs.	\$7,600

See page 22 for bin and top kit selection
HS-2120 - Cutter head for finer flaked ice
Recommended Water Filtration - **H9320-51** Single Configuration

\$130
\$280

22 x 27³/₈ x 25¹⁵/₁₆"
W x D x H



	Condenser	Electrical	Ice Production Lbs. per 24 Hrs. (AHRI)		Shipping Weight	List F.O.B. PTC
			90° A / 70° W	70° A / 50° W		
F-1001MAH	Air-Cooled	208-230/60/1**	N/A	970 Lbs.	210 Lbs.	\$9,450
F-1001MWH	Water-Cooled	208-230/60/1**	N/A	890 Lbs.	210 Lbs.	\$9,450
F-1001MRH	Remote A-C	208-230/60/1**	N/A	930 Lbs.	210 Lbs.	\$9,350
F-1001MLH	Parallel Rack System	115/60/1	N/A	1150 Lbs.	150 Lbs.	\$8,400

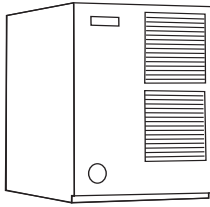
**3 wire with neutral for 115V
See page 22 for bin and top kit selection
HS-2120 - Cutter head for finer flaked ice
Use URC-5F Condenser for Remote Air-Cooled Unit
Recommended Water Filtration - **H9320-51** Single Configuration

\$130
\$280

FLAKERS



30 x 27¹/₂ x 34⁷/₁₆"
W x D x H

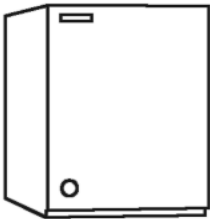


		Ice Production Lbs. per 24 Hrs. (AHRI)			Shipping Weight	List F.O.B. PTC
	Condenser	Electrical	90° A / 70° W	70° A / 50° W		
F-1500MAH	Air-Cooled	208-230/60/1**	N/A	1590 Lbs.	325 Lbs.	\$12,250
F-1500MWH	Water-Cooled	208-230/60/1**	N/A	1435 Lbs.	325 Lbs.	\$12,250
F-1500MRH	Remote A-C	208-230/60/1**	N/A	1585 Lbs.	325 Lbs.	\$12,150

**3 wire with neutral for 115V
See page 22 for bin and top kit selection
Use URC-14F Condenser for Remote Air-Cooled Unit
Recommended Water Filtration - **H9320-51** Single Configuration

\$280

30 x 27¹/₂ x 34⁷/₁₆"
W x D x H



		Ice Production Lbs. per 24 Hrs. (AHRI)			Shipping Weight	List F.O.B. PTC
	Condenser	Electrical	90° A / 70° W	70° A / 50° W		
F-2000MWH	Water-Cooled	208-230/60/1**	N/A	2030 Lbs.	350 Lbs.	\$17,000
F-2000MRH	Remote A-C	208-230/60/1**	N/A	1990 Lbs.	350 Lbs.	\$17,000
F-2000MRH3	Remote A-C	208-230/60/3	N/A	2010 Lbs.	350 Lbs.	\$17,100
F-2000MLH	Parallel Rack System	115/60/1	N/A	2280 Lbs.	250 Lbs.	\$14,800


**3 wire with neutral for 115V
See page 22 for bin and top kit selection
Use URC-22F Condenser for Remote Air-Cooled Unit
Recommended Water Filtration - **H9320-51** Single Configuration

\$280

SELF-CONTAINED CUBELETS with Built-in Bins



14⁷/₈ x 22⁵/₈ x 33¹/₂"
W x D x H



		Ice Production Lbs. per 24 Hrs. (AHRI)			Shipping Weight	List F.O.B. PTC
	Condenser	Electrical	90° A / 70° W	70° A / 50° W		
C-100BAF	Air-Cooled	115/60/1	N/A	92 Lbs.	115 Lbs.	\$4,670
C-100BAF-DS*	Air-Cooled	115/60/1	N/A	92 Lbs.	115 Lbs.	\$4,920
C-100BAF-AD	Air-Cooled	115/60/1	N/A	92 Lbs.	115 Lbs.	\$4,670
C-100BAF-ADDS*	Air-Cooled	115/60/1	N/A	92 Lbs.	115 Lbs.	\$4,920

*-DS Models - Wood Door System (Designed to accommodate custom cabinetry)
-DS Door Reversal Part - **HS-0229** - Available
Drain Pump Assembly - **HS-0248** - 1 Year Warranty - Parts & labor
2" Top Spacer Kit available - **HS-2133**
Recommended Water Filtration - **H9320-51** Single Configuration

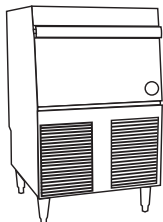
\$690
\$120
\$280

14⁷/₈ x 22⁵/₈ x 31¹/₂"
W x D x H

-ADA Compliant
Dimensions

22 Lbs. Storage

24 x 26 x *39"
W x D x H



		Ice Production Lbs. per 24 Hrs. (AHRI)			Shipping Weight	List F.O.B. PTC
	Condenser	Electrical	90° A / 70° W	70° A / 50° W		
F-330BAH-C	Air-Cooled	115/60/1	N/A	320 Lbs.	178 Lbs.	\$6,600

Leg Package (**LP-6P LEG**) included
OPTIONAL
• 6" Stainless Steel Leg Package (**LP-6 LEG**) available
Recommended Water Filtration - **H9320-51** Single Configuration

\$160
\$280

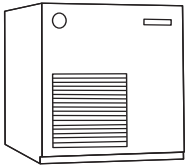
*Height includes 6" legs

80 Lbs. Storage

CUBELETS



22 x 27³/₈ x 21⁷/₈"
W x D x H



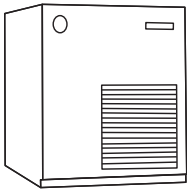
	Condenser	Electrical	Ice Production Lbs. per 24 Hrs. (AHRI)		Shipping Weight	List F.O.B. PTC
			90° A / 70° W	70° A / 50° W		
F-450MAH-C	Air-Cooled	115/60/1	N/A	431 Lbs.	175 Lbs.	\$6,130

See page 22 for bin and top kit selection
Recommended Water Filtration - **H9320-51** Single Configuration

\$280

***Not recommended for dispensing applications**

22 x 27³/₈ x 25¹⁵/₁₆"
W x D x H



	Condenser	Electrical	Ice Production Lbs. per 24 Hrs. (AHRI)		Shipping Weight	List F.O.B. PTC
			90° A / 70° W	70° A / 50° W		
F-801MAH-C	Air-Cooled	115/60/1	N/A	728 Lbs.	205 Lbs.	\$7,700
F-801MWH-C	Water-Cooled	115/60/1	N/A	627 Lbs.	205 Lbs.	\$7,700


See page 22 for bin and top kit selection
HS-2110 - Required for Ice Beverage Application
HS-5034 - Required for Freestyle Applications
Recommended Water Filtration - **H9320-51** Single Configuration

\$130

\$120

\$280

22 x 27³/₈ x 25¹⁵/₁₆"
W x D x H




	Condenser	Electrical	Ice Production Lbs. per 24 Hrs. (AHRI)		Shipping Weight	List F.O.B. PTC
			90° A / 70° W	70° A / 50° W		
F-1001MAH-C	Air-Cooled	208-230/60/1**	N/A	860 Lbs.	210 Lbs.	\$9,550
F-1001MWH-C	Water-Cooled	208-230/60/1**	N/A	790 Lbs.	210 Lbs.	\$9,550
F-1001MRH-C	Remote A-C	208-230/60/1**	N/A	840 Lbs.	210 Lbs.	\$9,450

**3 wire with neutral for 115V
See page 22 for bin and top kit selection
HS-2110 - Required for Ice Beverage Application
Use URC-5F Condenser for Remote Air-Cooled Unit
Recommended Water Filtration - **H9320-51** Single Configuration

\$130

\$280

22 x 24 x 26"
W x D x H



	Condenser	Electrical	Ice Production Lbs. per 24 Hrs. (AHRI)		Shipping Weight	List F.O.B. PTC
			90° A / 70° W	70° A / 50° W		
FD-1001MAH-C	Air-Cooled	208-230/60/1**	N/A	940 Lbs.	205 Lbs.	\$9,790
FD-1001MRH-C	Remote A-C	208-230/60/1**	N/A	930 Lbs.	205 Lbs.	\$9,690

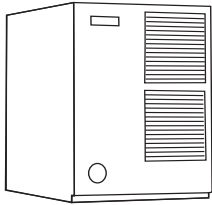
**3 wire with neutral for 115V
• Check bin guide for appropriate Top Kit
Use URC-5F Condenser for Remote Air-Cooled Unit
Recommended Water Filtration - **H9320-51** Single Configuration

\$280



CUBELETS

30 x 27¹/₂ x 34⁷/₁₆"
W x D x H

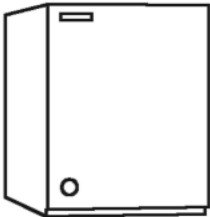


	Condenser	Electrical	Ice Production Lbs. per 24 Hrs. (AHRI)		Shipping Weight	List F.O.B. PTC
			90° A / 70° W	70° A / 50° W		
F-1500MAH-C	Air-Cooled	208-230/60/1**	N/A	1300 Lbs.	325 Lbs.	\$12,350
F-1500MWH-C	Water-Cooled	208-230/60/1**	N/A	1125 Lbs.	325 Lbs.	\$12,350
F-1500MRH-C	Remote A-C	208-230/60/1**	N/A	1355 Lbs.	325 Lbs.	\$12,250

**3 wire with neutral for 115V
 See page 22 for bin and top kit selection
 Use URC-14F Condenser for Remote Air-Cooled Unit
 Recommended Water Filtration - **H9320-51** Single Configuration

\$280

30 x 27¹/₂ x 34⁷/₁₆"
W x D x H



	Condenser	Electrical	Ice Production Lbs. per 24 Hrs. (AHRI)		Shipping Weight	List F.O.B. PTC
			90° A / 70° W	70° A / 50° W		
F-2000MRH-C	Remote A-C	208-230/60/1**	N/A	1715 Lbs.	342 Lbs.	\$17,100

**3 wire with neutral for 115V
 See page 22 for bin and top kit selection
 Use URC-22F Condenser for Remote Air-Cooled Unit
 Recommended Water Filtration - **H9320-51** Single Configuration


\$280

CUBELETS

SERENITY SERIES



30 x 11 x 26"
W x D x H



	Condenser	Electrical	Ice Production Lbs. per 24 Hrs. (AHRI)		Shipping Weight	List F.O.B. PTC
			90° A / 70° W	70° A / 50° W		
FS-1001MLH-C	Remote A-C	115/60/1	N/A	830 Lbs.	166 Lbs.	\$8,800

See page 22 for bin and top kit selection
 Use SRC-10H Condenser for Remote Air-Cooled Unit
 Recommended Water Filtration - **H9320-51** Single Configuration

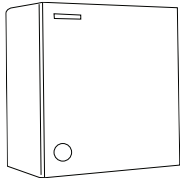
\$280

CUBELETS

SERENITY SERIES



22 x 16 1/2 x 26"
W x D x H




	Condenser	Electrical	Ice Production Lbs. per 24 Hrs. (AHRI)		Shipping Weight	List F.O.B. PTC
			90° A / 70° W	70° A / 50° W		
FS-1022MLH-C	Remote A-C	115/60/1	N/A	830 Lbs.	166 Lbs.	\$8,800

See page 22 for bin and top kit selection
Use SRC-10H Condenser for Remote Air-Cooled Unit
Recommended Water Filtration - **H9320-51** Single Configuration

\$280

30 x 16 1/2 x 33"
W x D x H



	Condenser	Electrical	Ice Production Lbs. per 24 Hrs. (AHRI)		Shipping Weight	List F.O.B. PTC
			90° A / 70° W	70° A / 50° W		
FS-1500MLH-C	Remote A-C	115/60/1	N/A	1165 Lbs.	222 Lbs.	\$11,400

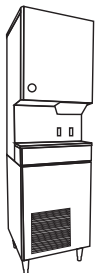
See page 22 for bin and top kit selection
Use SRC-14H Condenser for Remote Air-Cooled Unit
Recommended Water Filtration - **H9320-51** Single Configuration

\$280

CUBELET ICE and WATER DISPENSERS



21 x 22 1/2 x *72 1/2"
W x D x H



	Condenser	Electrical	Ice Production Lbs. per 24 Hrs. (AHRI)		Shipping Weight	List F.O.B. PTC
			90° A / 70° W	70° A / 50° W		
DT-400BAH-OS	Air-Cooled	115/60/1	N/A	409 Lbs.	308 Lbs.	\$10,300

OPTI-SERVE

6" Legs included
OPTIONAL
• DT-400-AR - Replacement refrigeration circuit (18" x 20 1/2" x 21")
Recommended Water Filtration - **H9320-51** Single Configuration

\$5,460
\$280


*Height includes 6" legs

40 Lbs. Storage



CUBELET ICE and WATER DISPENSERS

169¹/₁₆ x 24¹/₈ x 31¹¹/₁₆"
W x D x H



*Height includes 4" legs

8.8 Lbs. Storage

	Condenser	Electrical	Ice Production Lbs. per 24 Hrs. (AHRI)		Shipping Weight	List F.O.B. PTC
			90° A / 70° W	70° A / 50° W		
DCM-270BAH	Air-Cooled	115/60/1	N/A	282 Lbs.	165 Lbs.	\$6,770

4" Legs included
OPTIONAL

- Stainless Steel Leg Package (**LP-4 LEG**) available
- Machine Stand: **SD-270**
- Seismic Kit (**HS-2070**)
- Wall Mount Kit (**HS-2104**)

Recommended Water Filtration - **H9320-51** Single Configuration

\$140
\$1,060
\$120
\$680
\$280

26 x 22¹/₂ x 40"
W x D x H



40 Lbs. Storage

	Condenser	Electrical	Ice Production Lbs. per 24 Hrs. (AHRI)		Shipping Weight	List F.O.B. PTC
			90° A / 70° W	70° A / 50° W		
DCM-300BAH	Air-Cooled	115/60/1	N/A	312 Lbs.	276 Lbs.	\$8,600


Unit supplied without legs:
OPTIONAL

- 6" Painted Leg Package (**LP-6P LEG**) available
- 6" Stainless Steel Leg Package (**LP-6 LEG**) available
- Machine Stand: **SD-450 OR SD-500**
- Seismic Kit (**HS-2066**)
- Leg Seismic Kit (**HS-2071**)

Recommended Water Filtration - **H9320-51** Single Configuration

\$150
\$160
\$1,030 / 1,160
\$130
\$300
\$280

26 x 22¹/₂ x 40"
W x D x H



40 Lbs. Storage

	Condenser	Electrical	Ice Production Lbs. per 24 Hrs. (AHRI)		Shipping Weight	List F.O.B. PTC
			90° A / 70° W	70° A / 50° W		
DCM-500BAH	Air-Cooled	115/60/1	N/A	618 Lbs.	276 Lbs.	\$10,300
DCM-500BWH	Water-Cooled	115/60/1	N/A	567 Lbs.	269 Lbs.	\$10,300
*DCM-230HE-UK	Air-Cooled	230/50/1	N/A	525 Lbs.	295 Lbs.	\$11,150

*European Model - Special Order Only


Unit supplied without legs:
OPTIONAL

- 6" Painted Leg Package (**LP-6P LEG**) available
- 6" Stainless Steel Leg Package (**LP-6 LEG**) available
- Machine Stand: **SD-450 OR SD-500**
- Seismic Kit (**HS-2066**)
- Leg Seismic Kit (**HS-2071**)

Recommended Water Filtration - **H9320-51** Single Configuration

\$150
\$160
\$1,030 / 1,160
\$130
\$300
\$280

34¹/₁₆ x 28¹/₂ x 48¹/₁₆"
W x D x H



95 Lbs. Storage

	Condenser	Electrical	Ice Production Lbs. per 24 Hrs. (AHRI)		Shipping Weight	List F.O.B. PTC
			90° A / 70° W	70° A / 50° W		
DCM-751BAH	Air-Cooled	115/60/1	N/A	801 Lbs.	345 Lbs.	\$14,500
DCM-750BWH	Water-Cooled	115/60/1	N/A	772 Lbs.	405 Lbs.	\$14,500

Unit supplied without legs:
OPTIONAL

- 6" Painted Leg Package (**LP-6P LEG**) available
- 6" Stainless Steel Leg Package (**LP-6 LEG**) available
- Machine Stand: **SD-700 OR SD-750**
- Seismic Kit (**HS-2067**)
- Leg Seismic Kit (**HS-2072**)

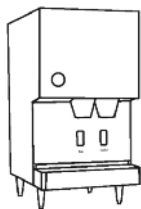
Recommended Water Filtration - **H9320-51** Single Configuration

\$150
\$160
\$1,140 / 1,480
\$170
\$300
\$280

CUBELET ICE and WATER DISPENSERS (Hands-Free)



16⁹/₁₆ x 24¹/₈ x 31¹¹/₁₆"
W x D x H



*Height includes 4" legs

8.8 Lbs. Storage

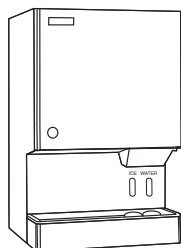
	Condenser	Electrical	Ice Production Lbs. per 24 Hrs. (AHRI)		Shipping Weight	List F.O.B. PTC
			90° A / 70° W	70° A / 50° W		
DCM-270BAH-OS	Air-Cooled	115/60/1	N/A	288 Lbs.	165 Lbs.	\$6,770

OPTI-SERVE

- 4" Legs included
OPTIONAL
- Stainless Steel Leg Package (**LP-4 LEG**) available
 - Machine Stand: **SD-270**
 - Seismic Kit (**HS-2070**)
 - Wall Mount Kit (**HS-2104**)
- Recommended Water Filtration - **H9320-51** Single Configuration

\$140
\$1,060
\$120
\$680
\$280

26 x 22¹/₂ x 40"
W x D x H



40 Lbs. Storage

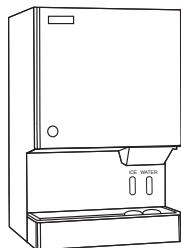
	Condenser	Electrical	Ice Production Lbs. per 24 Hrs. (AHRI)		Shipping Weight	List F.O.B. PTC
			90° A / 70° W	70° A / 50° W		
DCM-300BAH-OS	Air-Cooled	115/60/1	N/A	312 Lbs.	290 Lbs.	\$8,600

OPTI-SERVE

- Unit supplied without legs:
OPTIONAL
- 6" Painted Leg Package (**LP-6P LEG**) available
 - 6" Stainless Steel Leg Package (**LP-6 LEG**) available
 - Machine Stand: **SD-450 OR SD-500**
 - Seismic Kit (**HS-2066**)
 - Leg Seismic Kit (**HS-2071**)
- Recommended Water Filtration - **H9320-51** Single Configuration

\$150
\$160
\$1,030 / 1,160
\$130
\$300
\$280

26 x 22¹/₂ x 40"
W x D x H



40 Lbs. Storage

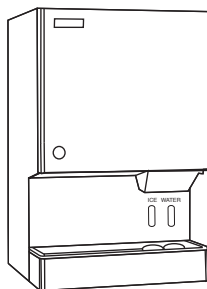
	Condenser	Electrical	Ice Production Lbs. per 24 Hrs. (AHRI)		Shipping Weight	List F.O.B. PTC
			90° A / 70° W	70° A / 50° W		
DCM-500BAH-OS	Air-Cooled	115/60/1	N/A	618 Lbs.	290 Lbs.	\$10,300
DCM-500BWH-OS	Water-Cooled	115/60/1	N/A	567 Lbs.	290 Lbs.	\$10,300

OPTI-SERVE

- Unit supplied without legs:
OPTIONAL
- 6" Painted Leg Package (**LP-6P LEG**) available
 - 6" Stainless Steel Leg Package (**LP-6 LEG**) available
 - Machine Stand: **SD-450 OR SD-500**
 - Seismic Kit (**HS-2066**)
 - Leg Seismic Kit (**HS-2071**)
- Recommended Water Filtration - **H9320-51** Single Configuration

\$150
\$160
\$1,030 / 1,160
\$130
\$300
\$280

34¹/₁₆ x 28¹/₂ x 48¹/₁₆"
W x D x H



95 Lbs. Storage

	Condenser	Electrical	Ice Production Lbs. per 24 Hrs. (AHRI)		Shipping Weight	List F.O.B. PTC
			90° A / 70° W	70° A / 50° W		
DCM-750BAH-OS	Air-Cooled	115/60/1	N/A	801 Lbs.	420 Lbs.	\$14,500
DCM-750BWH-OS	Water-Cooled	115/60/1	N/A	772 Lbs.	420 Lbs.	\$14,500

OPTI-SERVE

- Unit supplied without legs:
OPTIONAL
- 6" Painted Leg Package (**LP-6P LEG**) available
 - 6" Stainless Steel Leg Package (**LP-6 LEG**) available
 - Machine Stand: **SD-700 OR SD-750**
 - Seismic Kit (**HS-2067**)
 - Leg Seismic Kit (**HS-2072**)
- Recommended Water Filtration - **H9320-51** Single Configuration

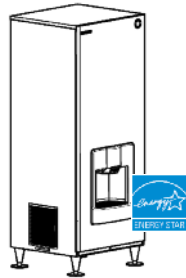
\$150
\$160
\$1,140 / 1,480
\$170
\$300
\$280

KM CUBER HOTEL ICE MACHINE and DISPENSER

SERENITY SERIES



30 x 28 x 77"
W x D x H



*Height includes 6" legs

200 Lbs. Storage

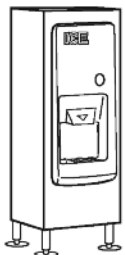
	Condenser	Electrical	Ice Production Lbs. per 24 Hrs. (AHRI)		Shipping Weight	List F.O.B. PTC
			90° A / 70° W	70° A / 50° W		
DKM-500BAH*	Air-Cooled	115/60/1	406 Lbs.	466 Lbs.	410 Lbs.	\$9,950
DKM-500BWH	Water-Cooled	115/60/1	439 Lbs.	455 Lbs.	372 Lbs.	\$9,950

Qualified unit(s):
 *DKM-500BAH
 6" Legs included
 OPTIONAL
 • 6" Casters - Set of 4 (**HS-3586**) \$360
 • Water Valve Accessory (**HS-2127**) \$270
 Recommended Water Filtration - **H9320-51** Single Configuration \$280



DISPENSERS

22 x 30 x 53"
W x D x H

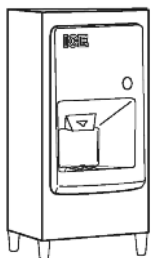


130 Lbs. Storage

	Condenser	Electrical	Compatible with KM Cuber Ice Machines	Shipping Weight	List F.O.B. PTC
DB-130H	Air-Cooled	115/60/1	KM-320M, KM-515M, KM-600M, KM-650M	215 Lbs.	\$4,600

Painted 6" Flange Leg included
 OPTIONAL
 • 6" Stainless Steel Flange Leg Package (**LP-6 FLANGE LEG**) available \$200
 • Coin/Token Mechanism Kit \$1,050
 • Tokens - 100 per set \$200
 • Card Mechanism Kit (**HS-2043**) \$400
 • Chute/grill (**HS-2109**) \$250
 Note: 90 Day Warranty on accessory parts

30 x 30 x 53"
W x D x H




200 Lbs. Storage

	Condenser	Electrical	Compatible with KM Cuber Ice Machines	Shipping Weight	List F.O.B. PTC
DB-200H	Air-Cooled	115/60/1	KML Series, KM-320M, KM-515M, KM-600M, KM-650M	240 Lbs.	\$5,200

Painted 6" Leg included
If KM-320M, KM-515M, KM-600M or KM-650M used, unit requires Top Kit - DB (HS-2036) \$140
 OPTIONAL
 • 6" Stainless Steel Leg Package (**LP-6 LEG**) available \$160
 • Coin/Token Mechanism Kit \$1,050
 • Tokens - 100 per set \$200
 • Card Mechanism Kit (**HS-2043**) \$400
 • Chute/grill (**HS-2109**) \$250
 Note: 90 Day Warranty on accessory parts

30 x 28 x 36³/₈"
W x D x H



30 x 28 x 40³/₈"
*Height includes
4" optional legs

200 Lbs. Storage

	Electrical	Compatible with KM Cuber Ice Machines	Shipping Weight	List F.O.B. PTC
DM-200B ICE and WATER DISPENSER	115/60/1	KML Series, KM-320M, KM-515M, KM-600M, KM-650M	240 Lbs.	\$4,950

Unit supplied without legs
If KM-320M, KM-515M, KM-600M or KM-650M used, unit requires Top Kit - DB (HS-2036) \$140
 OPTIONAL
 • 4" Black Die Cast Leg Kit (**DM Legs**) \$110
 • Machine Stand: **SD-200** \$1,480

ICE STORAGE BINS

30 x 32 1/2 x 33 3/8"
W x D x H



Height includes 6" legs

	Exterior Finish	Ice Storage Capacity - Lbs.		Shipping Weight	List F.O.B. PTC
		AHRI Capacity	Application Capacity		
B-250PF	Vinyl Clad	230 Lbs.	250 Lbs.	130 Lbs.	\$1,390

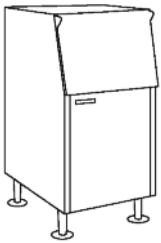
Painted leg included
OPTIONAL

- 6" Stainless Steel Leg Package (**LP-6 LEG**) available
- Order 8" Top Kit (**HS-2033**) to accommodate 22"W ice machines

\$160
\$150

Refer to Top Kit Matrix for necessary configurations

22 x 32 1/2 x 46"
W x D x H



Height includes 6" legs

	Exterior Finish	Ice Storage Capacity - Lbs.		Shipping Weight	List F.O.B. PTC
		AHRI Capacity	Application Capacity		
B-300SF	Stainless Steel	260 Lbs.	300 Lbs.	135 Lbs.	\$1,600
B-300PF	Vinyl Clad	260 Lbs.	300 Lbs.	135 Lbs.	\$1,500

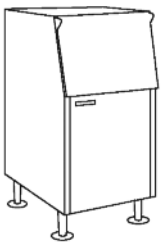
Painted flange leg included
OPTIONAL

- 6" Stainless Steel Flange Leg Package (**LP-6 FLANGE LEG**) available

\$200

Refer to Top Kit Matrix for necessary configurations

22 x 32 1/2 x 46"
W x D x H



Height includes 6" legs

	Exterior Finish	Ice Storage Capacity - Lbs.		Shipping Weight	List F.O.B. PTC
		AHRI Capacity	Application Capacity		
BD-300SF	Stainless Steel	260 Lbs.	300 Lbs.	135 Lbs.	\$1,640
BD-300PF	Vinyl Clad	260 Lbs.	300 Lbs.	135 Lbs.	\$1,540

Painted flange leg included

***BD Bins fit 24" to 24 1/2" deep Ice Machines without Top Kit extension**

OPTIONAL

- 6" Stainless Steel Flange Leg Package (**LP-6 FLANGE LEG**) available

\$200

Refer to Top Kit Matrix for necessary configurations

30 x 32 1/2 x 46"
W x D x H



Height includes 6" legs

	Exterior Finish	Ice Storage Capacity - Lbs.		Shipping Weight	List F.O.B. PTC
		AHRI Capacity	Application Capacity		
B-500SF	Stainless Steel	360 Lbs.	500 Lbs.	155 Lbs.	\$1,770
B-500PF	Vinyl Clad	360 Lbs.	500 Lbs.	155 Lbs.	\$1,620

Painted leg included
OPTIONAL

- 6" Stainless Steel Leg Package (**LP-6 LEG**) available
- Order 8" Top Kit (**HS-2033**) to accommodate 22"W ice machines
- Top Kit: **KMD application - HS-2129**

\$160
\$150
\$200
\$110

KMS application (Mechanical Bin Control) - HS-0224

Refer to Top Kit Matrix for necessary configurations

ICE STORAGE BINS

30 x 32 1/2 x 46"
W x D x H



Height includes 6" legs

	Exterior Finish	Ice Storage Capacity - Lbs.		Shipping Weight	List F.O.B. PTC
		AHRI Capacity	Application Capacity		
BD-500SF	Stainless Steel	360 Lbs.	500 Lbs.	155 Lbs.	\$1,820
BD-500PF	Vinyl Clad	360 Lbs.	500 Lbs.	155 Lbs.	\$1,700

Painted leg included

*BD Bins fit 24" to 24 1/2" deep Ice Machines without Top Kit extension

OPTIONAL

• 6" Stainless Steel Leg Package (**LP-6 LEG**) available

\$160

• Order 8" Top Kit (**HS-2033**) to accommodate 22"W ice machines

\$150

Refer to Top Kit Matrix for necessary configurations

44 x 32 1/2 x 46"
W x D x H



Height includes 6" legs

	Exterior Finish	Ice Storage Capacity - Lbs.		Shipping Weight	List F.O.B. PTC
		AHRI Capacity	Application Capacity		
B-700SF	Stainless Steel	550 Lbs.	700 Lbs.	200 Lbs.	\$2,260
B-700PF	Vinyl Clad	550 Lbs.	700 Lbs.	200 Lbs.	\$1,840

Painted leg included

OPTIONAL

• 6" Stainless Steel Leg Package (**LP-6 LEG**) available

\$160

• Order 22" Top Kit (**HS-2035**) to accommodate 22"W ice machines

\$170

• Order 14" Top Kit (**HS-2034**) to accommodate 30"W ice machines

\$160

• Top Kit: **KMD application - HS-2130**

\$230

KMS application (Mechanical Bin Control) - **HS-0224**

\$110

Refer to Top Kit Matrix for necessary configurations

48 x 32 1/2 x 46"
W x D x H



Height includes 6" legs

	Exterior Finish	Ice Storage Capacity - Lbs.		Shipping Weight	List F.O.B. PTC
		AHRI Capacity	Application Capacity		
B-800SF	Stainless Steel	600 Lbs.	800 Lbs.	210 Lbs.	\$2,380
B-800PF	Vinyl Clad	600 Lbs.	800 Lbs.	210 Lbs.	\$1,950

Painted leg included

OPTIONAL

• 6" Stainless Steel Leg Package (**LP-6 LEG**) available

\$160

• Order 22" Top Kit (**HS-2035**) & 4" Top Kit (**HS-2032**) to accommodate 22"W ice machines

\$310

• Order 4" Top Kit (**HS-2032**) to accommodate (2)22"W ice machines

\$140

• Order 14" Top Kit (**HS-2034**) & 4" Top Kit (**HS-2032**) to accommodate 30"W machines

\$300

• Top Kit: **KMD application - HS-2131**

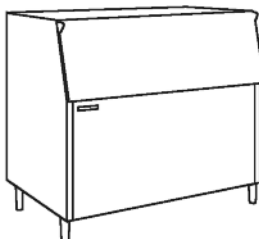
\$290

KMS application (Mechanical Bin Control) - **HS-0224**

\$110

Refer to Top Kit Matrix for necessary configurations

52 x 32 1/2 x 46"
W x D x H



Height includes 6" legs

	Exterior Finish	Ice Storage Capacity - Lbs.		Shipping Weight	List F.O.B. PTC
		AHRI Capacity	Application Capacity		
B-900SF	Stainless Steel	660 Lbs.	900 Lbs.	220 Lbs.	\$2,480
B-900PF	Vinyl Clad	660 Lbs.	900 Lbs.	220 Lbs.	\$2,100

Painted leg included

OPTIONAL

• 6" Stainless Steel Leg Package (**LP-6 LEG**) available

\$160

• Order 22" Top Kit (**HS-2035**) to accommodate 30"W ice machines

\$170

• Order 22" Top Kit (**HS-2035**) & 8" Top Kit (**HS-2033**) to accommodate 22"W ice machines

\$320

• Order 8" Top Kit (**HS-2033**) to accommodate (2)22"W machines

\$150

• Order 4" Top Kit (**HS-2032**) to accommodate 48"W ice machines

\$140

• Top Kit: **KMD application - HS-2132**

\$350

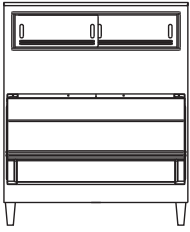
KMS application (Mechanical Bin Control) - **HS-0224**

\$110

Refer to Top Kit Matrix for necessary configurations

ICE STORAGE BINS

48 x 41" x 60"
W x D x H




Height includes 6" legs

	Ice Storage Capacity - Lbs.			List F.O.B. PTC
	Exterior Finish	Application Capacity	Shipping Weight	
B-1150SS	Stainless Steel	1150 Lbs.	345 Lbs.	\$5,000

Die-cast legs included, baffle design increases ice accessibility by 30%
 OPTIONAL
 • 6" Stainless Steel Leg Package (**LP-6 LEG**) available
 *Universal top included - Check Top Kit Application Guide for detail
 **Depth including 10" for door installation

\$160

48 x 41" x 66"
W x D x H



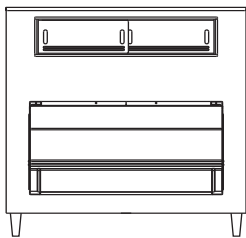
Height includes 6" legs

	Ice Storage Capacity - Lbs.			List F.O.B. PTC
	Exterior Finish	Application Capacity	Shipping Weight	
B-1300SS	Stainless Steel	1275 Lbs.	365 Lbs.	\$5,100

Die-cast legs included, baffle design increases ice accessibility by 30%
 OPTIONAL
 • 6" Stainless Steel Leg Package (**LP-6 LEG**) available
 *Universal top included - Check Top Kit Application Guide for detail
 **Depth including 10" for door installation

\$160

60 x 41" x 62"
W x D x H



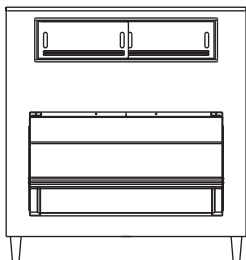
Height includes 6" legs

	Ice Storage Capacity - Lbs.			List F.O.B. PTC
	Exterior Finish	Application Capacity	Shipping Weight	
B-1500SS	Stainless Steel	1500 Lbs.	395 Lbs.	\$5,800

Die-cast legs included, baffle design increases ice accessibility by 30%
 OPTIONAL
 • 6" Stainless Steel Leg Package (**LP-6 LEG**) available
 *Universal top included - Check Top Kit Application Guide for detail
 **Depth including 10" for door installation

\$160

60 x 41" x 66"
W x D x H



Height includes 6" legs

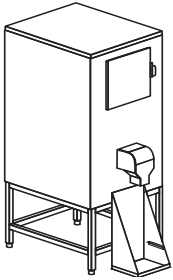
	Ice Storage Capacity - Lbs.			List F.O.B. PTC
	Exterior Finish	Application Capacity	Shipping Weight	
B-1650SS	Stainless Steel	1605 Lbs.	415 Lbs.	\$5,950

Die-cast legs included, baffle design increases ice accessibility by 30%
 OPTIONAL
 • 6" Stainless Steel Leg Package (**LP-6 LEG**) available
 *Universal top included - Check Top Kit Application Guide for detail
 **Depth including 10" for door installation

\$160

ICE BAGGING SYSTEMS

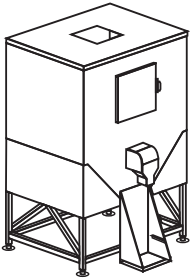
30 x 36 x 71"
W x D x H



	Ice Storage Capacity - Lbs.			List F.O.B. PTC
	Exterior Finish	Application Capacity	Shipping Weight	
HCD-500B	Stainless Steel	647 Lbs.	510 Lbs.	\$16,640

48" heavy duty ice paddle included

48 x 36 x 71"
W x D x H



	Ice Storage Capacity - Lbs.			List F.O.B. PTC
	Exterior Finish	Application Capacity	Shipping Weight	
HCD-1000B	Stainless Steel	1078 Lbs.	590 Lbs.	\$20,280

48" heavy duty ice paddle included

TOP KIT MATRIX

22" Width	22" Width	30" Width	30" Width	44" Width	44" Width	48" Width	60" Width
KM-320M	KMD-410M	KM-901M	KMD-450M	2 KM-320M	2 KMD-410M	KM-1301S	2 KM-901M*
KM-515M	KMS-822M	KM-1340M	KMD-850M	2 KM-515M	2 KMS-822M	KM-1400S	2 KM-1340M
KM-600M	FD-1001M	KM-1601M	KMD-901MRH	2 KM-600M	2 FD-1001M	KM-1601S	2 KM-1601M
KM-650M		KML Series	KMD-901MWH	2 KM-650M		KM-1900S	2 KML Series
F-450M		F-1500M	KMS Series*	2 F-450M		KM-2100S	2 F-1500M
F-801M		F-2000M		2 F-801M		KM-2500S	2 F-2000M
F-1001M				2 F-1001M			2 KMD-850M
							2 KMD-901M

22" Width B-300PF/SF BD-300PF/SF	NO TOP KIT NEEDED	N/A	N/A	N/A	N/A	N/A	N/A	N/A
30" Width B-250PF B-500PF/SF B-500PF/SF	NEED HS-2033	NEED HS-2033 & HS-2129	NO TOP KIT NEEDED	NEED HS-2129	N/A	N/A	N/A	N/A
44" Width B-700PF/SF	NEED HS-2035	NEED HS-2035 & HS-2130	NEED HS-2034	NEED HS-2130 & HS-2034	NO TOP KIT NEEDED	NEED HS-2130	N/A	N/A
48" Width B-800PF/SF	NEED HS-2035 & HS-2032	NEED HS-2035 & HS-2032/2131	NEED HS-2034 & HS-2032	NEED HS-2131 & HS-2034/2032	NEED HS-2032	NEED HS-2032 & HS-2131	NO TOP KIT NEEDED	N/A
48" Width B-1150SS B-1300SS	UNIVERSAL TOP KIT INCLUDED	N/A	UNIVERSAL TOP KIT INCLUDED	UNIVERSAL TOP KIT INCLUDED NEED HS-2147	N/A	N/A	UNIVERSAL TOP KIT INCLUDED	N/A
52" Width B-900PF/SF	NEED HS-2035 & HS-2033	NEED HS-2035 & HS-2033/2132	NEED HS-2035	NEED HS-2132 & HS-2035	NEED HS-2033	NEED HS-2033 & HS-2132	NEED HS-2032	N/A
60" Width B-1500SS B-1650SS	N/A	N/A	UNIVERSAL TOP KIT INCLUDED NEED HS-2111	N/A	UNIVERSAL TOP KIT INCLUDED	N/A	UNIVERSAL TOP KIT INCLUDED	UNIVERSAL TOP KIT INCLUDED
30" Width DB-200H	NEED HS-2036 (DB-TOP KIT)	NEED HS-2036 (DB-TOP KIT) & HS-2148	NO TOP KIT NEEDED	HS-2148 (KMD-450 ONLY)	N/A	N/A	N/A	N/A

Any KMS on bin application additionally requires:

- HS-0224 (Mechanical Bin Control Extension) **\$110**

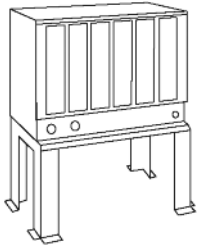
Any KMS or FD on bin need Top Kit Extension:

- HS-2129 - for use with B-500 bins **\$200**
 - HS-2130 - for use with B-700 bins **\$230**
 - HS-2131 - for use with B-800 bins **\$290**
 - HS-2132 - for use with B-900 bins **\$350**
 - HS-2147 - for use with B-1150 & 1300 bins **\$170**

HS-2032 - 4" ABS Top Kit	\$140
HS-2033 - 8" ABS Top Kit	\$150
HS-2034 - 14" ABS Top Kit	\$160
HS-2035 - 22" ABS Top Kit	\$170
HS-2036 - (2) 4" ABS Top Kits	\$140
HS-2111 - 11.3" x 26.2" Stainless Cover/Separator	N/C
HS-2148 - 30" x 3.1" Stainless Cover	\$110
* HS-2160 - for use with 2 KM-901M	\$360

REMOTE CONDENSERS

24 x 18¹/₈ x 32¹³/₁₆"
W x D x H



Dimensions include legs

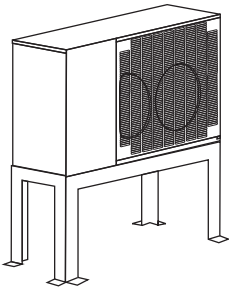
	Electrical	Refrigerant	Shipping Weight	List F.O.B. PTC
URC-5F	115/60/1	R-404A	60 Lbs.	\$1,350

For use with **KM-515MRH, KM-650MRH, FD-1001MRH-C, F-1001MRH(-C)**

Tubing Kit: **R404-2046-2** 20' Pre-charged R-404A \$320
R404-3546-2 35' Pre-charged R-404A \$410

HS-2150 - Quick-Connect Kit (not required if line set is ordered) \$160

52³/₈ x 19¹/₂ x 43"
W x D x H



Dimensions include legs

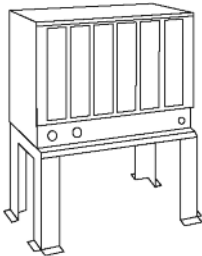
	Electrical	Refrigerant	Shipping Weight	List F.O.B. PTC
SRK-7H	230/60/1	R-404A	206 Lbs.	\$2,260

For use with **KMS-750MLH**

Tubing Kit: **R404-20810** 20' Pre-charged R-404A \$320
R404-35810 35' Pre-charged R-404A \$440
R404-55810 55' Pre-charged R-404A \$550

HS-0231 - Quick-Connect Kit (not required if line set is ordered) \$160

35¹¹/₁₆ x 25³/₈ x 37"
W x D x H



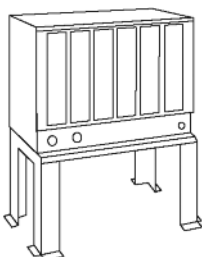
Dimensions include legs

	Electrical	Refrigerant	Shipping Weight	List F.O.B. PTC
SRK-8H	230/60/1	R-404A	206 Lbs.	\$2,500

For use with **KMS-830MLH**

Tubing Kit: **HS-0250** 25' Brazing Required R-404A \$320
HS-0251 35' Brazing Required R-404A \$410
HS-0252 55' Brazing Required R-404A \$520

35¹¹/₁₆ x 25³/₈ x 37"
W x D x H



Dimensions include legs

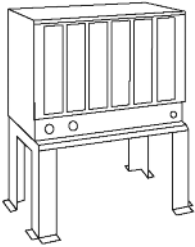
	Electrical	Refrigerant	Shipping Weight	List F.O.B. PTC
SRK-8H3	230/60/3	R-404A	206 Lbs.	\$2,800

For use with **KMS-830MLH**

Tubing Kit: **HS-0250** 25' Brazing Required R-404A \$320
HS-0251 35' Brazing Required R-404A \$410
HS-0252 55' Brazing Required R-404A \$520

REMOTE CONDENSERS

34⁵/₁₆ x 18¹/₈ x 36¹⁵/₁₆"
W x D x H



Dimensions include legs


	Electrical	Refrigerant	Shipping Weight	List F.O.B. PTC
URC-9F	115/60/1	R-404A	95 Lbs.	\$1,480

For use with **KML-631MRH, KMD-850MRH, KM-901MRH(3), KM-901MRH50, KMD-901MRH**

Tubing Kit: R404-2068-2	20' Pre-charged	R-404A	\$320
R404-3568-2	35' Pre-charged	R-404A	\$410
R404-5568-2	55' Pre-charged	R-404A	\$520

HS-2150 - Quick-Connect Kit (not required if line set is ordered) \$160

30¹/₄ x 25³/₈ x 34⁷/₈"
W x D x H



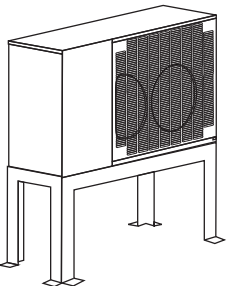
Dimensions include legs

	Electrical	Refrigerant	Shipping Weight	List F.O.B. PTC
SRC-10H	230/60/1	R-404A	180 Lbs.	\$2,900

For use with **FS-1001MLH-C, FS-1022MLH-C**

Tubing Kit: R404-20410	20' Pre-charged	R-404A	\$320
R404-35410	35' Pre-charged	R-404A	\$410
R404-55410	55' Pre-charged	R-404A	\$520

52³/₈ x 19¹/₂ x 43"
W x D x H



Dimensions include legs


	Electrical	Refrigerant	Shipping Weight	List F.O.B. PTC
SRK-10H	230/60/1	R-404A	273 Lbs.	\$2,890

For use with **KMS-822MLH**

Tubing Kit: HS-0250	25' Brazing Required	R-404A	\$320
HS-0251	35' Brazing Required	R-404A	\$410
HS-0252	55' Brazing Required	R-404A	\$520

HS-0231 - Quick-Connect Kit (not required if line set is ordered) \$160

37⁷/₈ x 25¹/₂ x 37"
W x D x H



Dimensions include legs

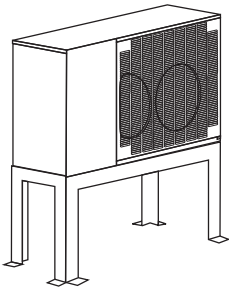
	Electrical	Refrigerant	Shipping Weight	List F.O.B. PTC
SRC-14H	230/60/1	R-404A	235 Lbs.	\$3,700

For use with **FS-1500MLH-C**

Tubing Kit: R404-20610	20' Pre-charged	R-404A	\$320
R404-35610	35' Pre-charged	R-404A	\$410
R404-55610	55' Pre-charged	R-404A	\$550

REMOTE CONDENSERS

52³/₈ x 19¹/₂ x 43"
W x D x H



Dimensions include legs

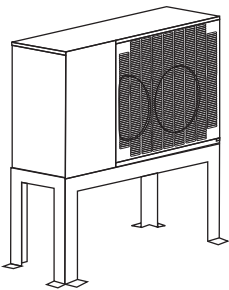
	Electrical	Refrigerant	Shipping Weight	List F.O.B. PTC
SRK-14H	230/60/1	R-404A	273 Lbs.	\$3,040

For use with **KMS-1401MLH**

Tubing Kit: R404-20810	20' Pre-charged	R-404A	\$320
R404-35810	35' Pre-charged	R-404A	\$440
R404-55810	55' Pre-charged	R-404A	\$550

HS-0231 - Quick-Connect Kit (not required if line set is ordered) \$160

52³/₈ x 19¹/₂ x 43"
W x D x H



Dimensions include legs

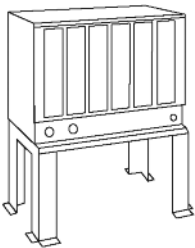
	Electrical	Refrigerant	Shipping Weight	List F.O.B. PTC
SRK-14H3	230/60/3	R-404A	273 Lbs.	\$3,140

For use with **KMS-1401MLH**

Tubing Kit: R404-20810	20' Pre-charged	R-404A	\$320
R404-35810	35' Pre-charged	R-404A	\$440
R404-55810	55' Pre-charged	R-404A	\$550

HS-0231 - Quick-Connect Kit (not required if line set is ordered) \$160

37¹³/₁₆ x 18¹/₈ x 37"
W x D x H



Dimensions include legs

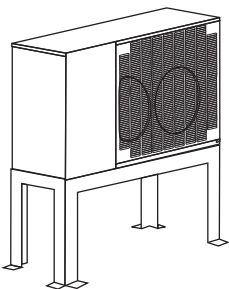
	Electrical	Refrigerant	Shipping Weight	List F.O.B. PTC
URC-14F	115/60/1	R-404A	110 Lbs.	\$1,500

For use with **KM-1301SRH(3), KM-1340MRH, F-1500MRH(-C)**

Tubing Kit: R404-2068-2	20' Pre-charged	R-404A	\$320
R404-3568-2	35' Pre-charged	R-404A	\$410
R404-5568-2	55' Pre-charged	R-404A	\$520

HS-2150 - Quick-Connect Kit (not required if line set is ordered) \$160

62 x 21 x 45"
W x D x H



Dimensions include legs

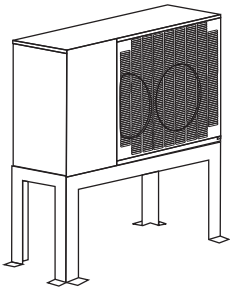
	Electrical	Refrigerant	Shipping Weight	List F.O.B. PTC
SRK-20H	230/60/1	R-404A	325 Lbs.	\$7,950

For use with **KMS-2000MLH**

Tubing Kit: HS-0243	25' Brazing Required	R-404A	\$320
HS-0244	35' Brazing Required	R-404A	\$410
HS-0245	55' Brazing Required	R-404A	\$560

REMOTE CONDENSERS

62 x 21 x 45"
W x D x H



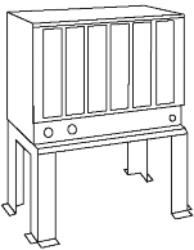
Dimensions include legs

	Electrical	Refrigerant	Shipping Weight	List F.O.B. PTC
SRK-20H3	230/60/3	R-404A	325 Lbs.	\$8,050

For use with **KMS-2000MLH**

Tubing Kit: HS-0243	25' Brazing Required	R-404A	\$320
HS-0244	35' Brazing Required	R-404A	\$410
HS-0245	55' Brazing Required	R-404A	\$560

48^{7/16} x 18^{1/8} x 40^{7/8}"
W x D x H



Dimensions include legs

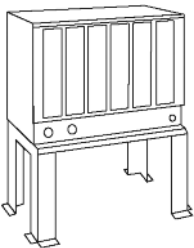
	Electrical	Refrigerant	Shipping Weight	List F.O.B. PTC
URC-22F	115/60/1	R-404A	165 Lbs.	\$2,180

For use with **KM-1601MRH(3), KM-1601SRH(3), KM-1900SRH(3), KM-2100SRH3, KMH-2000SRH(3), F-2000MRH(3)(-C)**

Tubing Kit: R404-20610	20' Pre-charged	R-404A	\$320
R404-35610	35' Pre-charged	R-404A	\$410
R404-55610	55' Pre-charged	R-404A	\$550

HS-2150 - Quick-Connect Kit (not required if line set is ordered)	\$160
HS-5001 - Hail Guard Kit	\$380

48^{7/16} x 18^{1/8} x 40^{7/8}"
W x D x H



Dimensions include legs

	Electrical	Refrigerant	Shipping Weight	List F.O.B. PTC
URC-23F	115/60/1	R-404A	169 Lbs.	\$2,900

For use with **KM-2500SRH3**

Tubing Kit: R404-20610	20' Pre-charged	R-404A	\$320
R404-35610	35' Pre-charged	R-404A	\$410
R404-55610	55' Pre-charged	R-404A	\$550

HS-2150 - Quick-Connect Kit (not required if line set is ordered)	\$160
HS-5001 - Hail Guard Kit	\$380

REMOTE CONDENSER MATRIX

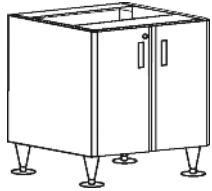
	Ice Machines	Shipping Weight	Line Sets - PRE-CHARGED		
			20' Length	35' Length	55' Length
URC-5F	KM-515MRH, KM-650MRH FD-1001MRH-C, F-1001MRH(-C)	60 Lbs.	R404-2046-2	R404-3546-2	N/A
SRK-7H	KMS-750MLH	240 Lbs.	R404-20810	R404-35810	R404-55810
URC-9F	KML-631MRH, KMD-850MRH, KM-901MRH(3) KM-901MRH50, KMD-901MRH	95 Lbs.	R404-2068-2	R404-3568-2	R404-5568-2
SRC-10H	FS-1001MLH-C, FS-1022MLH-C	180 Lbs.	R404-20410	R404-35410	R404-55410
SRC-14H	FS-1500MLH-C	235 Lbs.	R404-20610	R404-35610	R404-55610
SRK-14H SRK-14H3	KMS-1401MLH	273 Lbs.	R404-20810	R404-35810	R404-55810
URC-14F	KM-1301SRH(3), KM-1340MRH, F-1500MRH(-C)	110 Lbs.	R404-2068-2	R404-3568-2	R404-5568-2
URC-22F	KM-1601MRH(3), KM-1601SRH(3), KM-1900SRH(3) KM-2100SRH3, KMH-2000SRH(3), F-2000MRH(3)(-C)	165 Lbs.	R404-20610	R404-35610	R404-55610
URC-23F	KM-2500SRH3	273 Lbs.	R404-20610	R404-35610	R404-55610

		Shipping Weight	Line Sets - BRAZING REQUIRED		
			25' Length	35' Length	55' Length
SRK-8H SRK-8H3	KMS-830MLH	206 Lbs.	HS-0250*	HS-0251*	HS-0252*
SRK-10H	KMS-822MLH	273 Lbs.	HS-0250*	HS-0251*	HS-0252*
SRK-20H SRK-20H3	KMS-2000MLH	325 Lbs.	HS-0243*	HS-0244*	HS-0245*

* Line sets require Refrigerant

ICE MACHINE STANDS

30 x 28 x 32^{13/16}"
W x D x H



Dimensions include legs

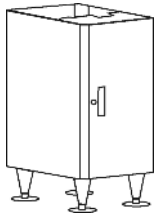
	For Use With	Shipping Weight	List F.O.B. PTC
SD-200	DM-200 Series	125 Lbs.	\$1,480

Doors Standard, Painted Flange Leg included
OPTIONAL

• 6" Stainless Steel Flange Leg Package (**LP-6 FLANGE LEG**) available

\$200

16^{1/2} x 24 x 35^{3/16}"
W x D x H



Dimensions include legs

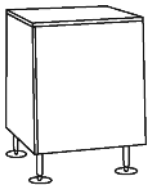
	For Use With	Shipping Weight	List F.O.B. PTC
SD-270	DCM-270 Series	95 Lbs.	\$1,060

Doors Standard, Painted Flange Leg included
OPTIONAL

• 6" Stainless Steel Flange Leg Package (**LP-6 FLANGE LEG**) available

\$200

26^{1/4} x 22 x 32^{1/2}"
W x D x H



Dimensions include legs

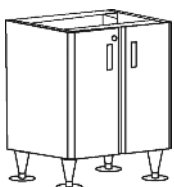
	For Use With	Shipping Weight	List F.O.B. PTC
SD-450	DCM-300 and DCM-500 Series	110 Lbs.	\$1,030

Painted Flange Leg included
OPTIONAL

• 6" Stainless Steel Flange Leg Package (**LP-6 FLANGE LEG**) available

\$200

25^{7/8} x 22 x 32^{3/4}"
W x D x H



Dimensions include legs

	For Use With	Shipping Weight	List F.O.B. PTC
SD-500	DCM-300 and DCM-500 Series	100 Lbs.	\$1,160


Doors Standard, Painted Flange Leg included
OPTIONAL

• 6" Stainless Steel Flange Leg Package (**LP-6 FLANGE LEG**) available

\$200

ICE MACHINE STANDS

34 1/4 x 28 1/4 x *32 1/2"
W x D x H



Dimensions include legs

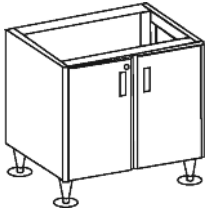
	For Use With	Shipping Weight	List F.O.B. PTC
SD-700	DCM-750 and DCM-751 Series	165 Lbs.	\$1,140

Painted Flange Leg included
OPTIONAL

• 6" Stainless Steel Flange Leg Package (**LP-6 FLANGE LEG**) available

\$200

34 x 28 x 32 3/4"
W x D x H



Dimensions include legs

	For Use With	Shipping Weight	List F.O.B. PTC
SD-750	DCM-750 and DCM-751 Series	125 Lbs.	\$1,480

Doors Standard, Painted Flange Leg included
OPTIONAL

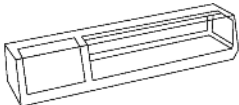
• 6" Stainless Steel Flange Leg Package (**LP-6 FLANGE LEG**) available

\$200

COUNTER-TOP REFRIGERATED DISPLAY MERCHANDISER

HNC-120
(4 Foot)

47 1/4 x 13 5/8 x 11"
W x D x H



HNC-150
(5 Foot)

59 1/16 x 13 5/8 x 11"
W x D x H

HNC-180
(6 Foot)

70 7/8 x 13 5/8 x 11"
W x D x H

HNC-210
(7 Foot)

82 11/16 x 13 5/8 x 11"
W x D x H

	Condenser	Electrical	Refrigerant	Shipping Weight	List F.O.B. PTC
HNC-120BA-R-S	Air-Cooled	115/60/1	R-134A	90 Lbs.	\$4,290
HNC-120BA-L-S	Air-Cooled	115/60/1	R-134A	90 Lbs.	\$4,290
HNC-150BA-R-S	Air-Cooled	115/60/1	R-134A	105 Lbs.	\$4,640
HNC-150BA-L-S	Air-Cooled	115/60/1	R-134A	105 Lbs.	\$4,640
HNC-180BA-R-S	Air-Cooled	115/60/1	R-134A	120 Lbs.	\$5,190
HNC-180BA-L-S	Air-Cooled	115/60/1	R-134A	120 Lbs.	\$5,190
HNC-210BA-R-S	Air-Cooled	115/60/1	R-134A	135 Lbs.	\$5,750
HNC-210BA-L-S	Air-Cooled	115/60/1	R-134A	135 Lbs.	\$5,750

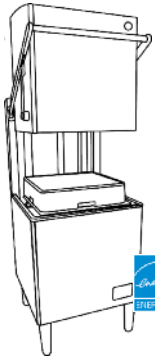
"R" - Condensing Unit is on RIGHT from front view

"L" - Condensing Unit is on LEFT from front view

Not intended for overnight storage. NSF Standard 7

COMMERCIAL WAREWASHERS

25¹/₄ X 25¹³/₁₆ X 60¹/₂"
W x D x H



	Electrical	Shipping Weight	List F.O.B. PTC
JWE-620UA-6B*	208-230/60/3	344 Lbs.	\$13,300

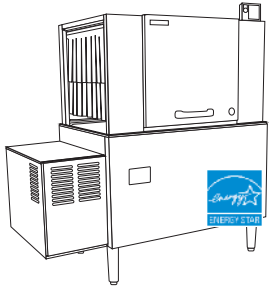
OPTIONAL

* Leg Seismic Kit (**HS-5026**), set of (4) four stainless steel flanged legs

\$400

Qualified unit(s):
*JWE-620UA-6B

43⁵/₁₆ X 27⁵/₈ X 56¹/₈"
W x D x H



	Electrical	Shipping Weight	List F.O.B. PTC
JWE-2400CUA(-L/-R)-25B*	208-230/60/3	584 Lbs.	\$23,600

"R" - Rack entry point feeds in through RIGHT from front view

"L" - Rack entry point feeds in through LEFT from front view

OPTIONAL


* Leg Seismic Kit (**HS-5026**), set of (4) four stainless steel flanged legs

\$400

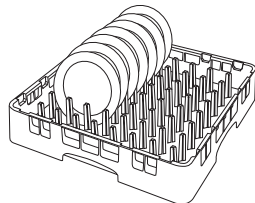
Qualified unit(s):
*JWE-2400CUA

"-R" model Shown

WAREWASHER ACCESSORIES



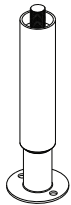
Flatware Rack
(Top View)



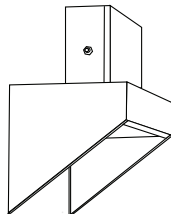
9 x 9 Peg Rack
(For Reference)



All Racks
(Side View)



Seismic Leg Shown



Vent Collar



Drain Water Tempering Kit Shown
Assembly Required

Flatware Rack (HS-5040) 19³/₄ X 19³/₄ X 4"

Open space configuration for flatware

\$70

9 x 9 Peg Rack (HS-5041) 19³/₄ X 19³/₄ X 4"

9 spacing and 9 spacing configuration for plates and bowls

\$70

5 x 9 Peg Rack (HS-5042) 19³/₄ X 19³/₄ X 4"

5 spacing and 9 spacing configuration for 10" deep plates or pasta and soup bowls

\$70

Seismic Leg Kit (HS-5026)

Set of (4) four stainless steel flanged legs

- (8) Stainless steel, concrete wedge bolts included

\$400

Vent Collar (HS-5025)

Set of (2) two stainless steel collars

\$690

Drain Water Tempering Kit (HS-5029)

**Licensed Plumber required for installation

\$700

WATER FILTRATION

Previous Model Coarse / Fine	NEW Model Number	Description	Undercounter KMs	KM Cubers	Flakers	DCMs
9320-21H 9326-11H	H9320-51	Single	AM-50 KM-61 KM-101 KM-151 KM-201 KM-260	KM-320, 515, 901 KML-250, 351, 451, 631 KMD-410, 450 KML-700-M KMS-830 DKM-500	All Models	All Models
9320-22H 9326-12H	H9320-52	Twin	N/A	KM-600, 650, 1340M, 1601M, 1601S, 1900S, 2100S, 2500S KMD-850M, 901 KMS-750, 822, 1401 KMH-2000S	N/A	N/A
9320-23H 9326-13H	H9320-53	Triple	N/A	KM-1301S KM-1400-M KMS-2000	N/A	N/A
9655-07H 9656-11H	H9655-11	Replacement Cartridge (1) One each				

WATER FILTERS

H9320-51 - Single	\$280
H9320-52 - Twin	\$480
H9320-53 - Triple	\$680
H9655-11 - Replacement Cartridge each	\$100

PREFILTERS

9795-80 - E-10 Prefilter (10")	\$150
9795-90 - E-20 Prefilter (20")	\$210
9534-12 - Replacement Cartridges (12 pk)	\$120
9534-20 - Replacement Cartridges (20 pk)	\$280
9534-26 - Replacement Cartridges (6 pk)	\$110
9534-40 - Replacement Cartridges (40 pk)	\$260



Twin Configuration Shown

(Single and Triple Configurations Available)



Hoshizaki America, Inc.

618 Highway 74 South
Peachtree City, GA 30269

Tel: (800) 438-6087 | (770) 487-2331
Fax: (800) 345-1325 | (770) 487-1325
Service Number: (800) 233-1940

2012 EQUIPMENT Price List



“A Superior Degree of Reliability”

www.hoshizaki-america.com



Item #11400 | 12/15/2011